

Volume 36, Issue 4

Next CRC Meeting July 20th at Castle Rock

July/August 2025

The saga of a 1938 Zenith 6S-229 “The radio left behind” by Larry Snyder- CRC Member

Long ago in the Land of Radio, there was a band of 1938 Zeniths that had beautiful wood grain skin ...

They were adorned with an illuminated large **Black Dial** encircled by a polished **Brass Ring** ...

When the four knobs at the bottom were tweaked just right, beautiful sounds emanated from a speaker above the dial ...



Sadly, their prominence in the land faded ...

Ravaged by time, and a brutal gang of elements, one of these tombstone radios became unappealing, and was discarded

*Decades later it was rescued from an aircraft salvage yard located near the old Denver Stapleton Airport site, by a fellow **CRC** collector*

*I acquired it in a **CRC** raffle March 15, 2015 for \$1.00*



(Continued on Page 3)



The FLASH! (c) 2025, All Rights Reserved.



Newsletter for The Colorado Radio Collectors Club, founded in the Fall of 1988

"Dedicated to the preservation and education of wireless, antique radio, television, and associated equipment"

CRC MEETINGS: Meetings are held on the 3rd Sunday of every other month starting in January at 1:00 pm. The meetings consist of business, "show & tell", raffles, auctions, swap meets, technical discussions and other subjects of interest. Visitors are welcome!!

CRC MEMBERSHIP: Current annual dues are \$20 and membership in the CRC runs from January to January. New memberships will be prorated to the following January. Members are entitled to attend meetings, participate in our Spring show and our Fall auction, and receive our newsletter, The Flash!. Submit dues payable to: **Merril Campbell - 4723 Woodbury Dr. - Colorado Springs, CO 80915**

UPCOMING EVENTS: July 20th, 1925 CRC meeting - Castle Rock Library, Event Hall B

CRC Contact Information

President	The Flash! Editor	eGroup posting address:
Paul Heller 303-432-0434 phesopheon@comcast.net	Bill Potorti 970-342-3106 billpot@gmail.com	https://groups.google.com/g/colorado-radio-collectors
Vice-President	CRC Photographer	Website address: http://coloradoradiocollectors.com/CRC2/
Bill Lettow 480-730-6058 LETTOW@Yahoo.com	Jerry Stone jerrystone967@gmail.com	
Treasurer	CRC Facebook Group address:	Webmaster
Merril Campbell 719-596-3482	https://www.facebook.com/groups/1132691767366259	Paul Heller phesopheon@comcast.net

New e-group: <https://groups.io/g/ColoradoRadioCollectors>

MESSAGE FROM THE PRESIDENT



Happy Summer! All the recent rains have positioned us well for the warm, drier weather that is coming. Lawns and flower gardens are looking better than ever.

To those of you who have been able to attend our last two meetings - thank you! It is always good to see you there. As you know, I gave presentations at these meetings and enjoying putting them together and sharing what I know. I'd like to line up some more presentations, either from club members or others that we know. The presentations don't need to be about radios. There are a lot of interests we can explore, and many topics that we all would find interesting. How about fans? Fans, you say? Yes! At the last meeting, most of us were really surprised to find that there is overlap with old radios and old fans. As I write this, tomorrow will be the Inaugural Rocky Mountain Fan Meet to be held at Sean Duffy's business in Colorado Springs. I hope those who were able to attend found it interesting. I look forward to hearing how it went.

So if you know someone who has an interesting topic to share, or perhaps you yourself, let me know and I will follow up.

Enjoy summer, and I hope to see you at our next meeting in July.

Paul






In 2015 CRC collector Bill Busch found the abandoned radio in the Acme Aircraft Sales and Salvage property located in Denver, CO. The owners of the salvage yard had recently sold *all the aircraft inventory* in the yard to Dave Elliott and Ken Harris, giving them two years to remove it all from the property. So, Dave and Ken advertised the inventory on a Denver TV station. The advertisement photos are shown below courtesy of KDVR Fox News, 3/25/2015.


Airplane salvage yard closing, everything must go



Bill Busch got involved when he had gone over to look for some mechanical ARC-5 cables he needed and was subsequently asked by Dave & Ken to help them sort out the Avionics communication items. Bill got the mechanical cables he was looking for and also found, just inside the door of the warehouse, a tattered, old and forgotten Zenith radio.

The top-ten melodies listed below radiated from the Zenith's speaker back in its day. The advertisement on the right appeared in magazines of that era. It was indeed a joyous time through the Land of Radio! But alas, nothing lasts forever 'cept maybe old Fords and natural stone.

	Bessie Smith	"St. Louis Blues"
	Billie Holiday	"Summertime"
	Duke Ellington	"Mood Indigo"
	Duke Ellington	"Take the A Train"
	Count Basie	"One O'clock Jump"
	Benny Goodman	"Stompin' at the Savoy"



ZENITH 6S229—6 Tubes, Tunes American and Foreign Broadcasts, Police; 6" Speaker, Foreign Station Relocator, Local Station Indicators, Kilocycle Coverage (540-1,752 K.C., 1,740-5,930 K.C., 5,490-18,400 K.C.), 18 inches high.



The artificial wood grain skin was in ruins from exposure to the weather, and the four knobs at bottom were missing.




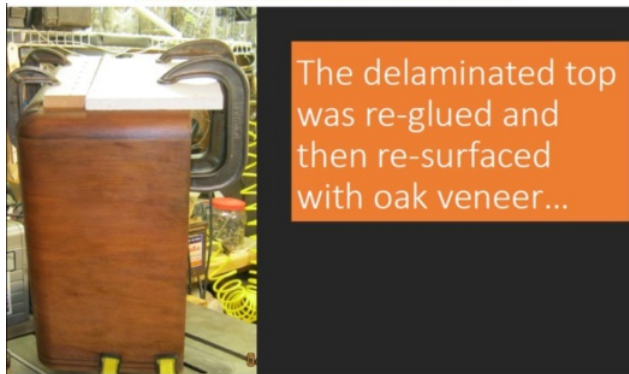

The plywood chassis board at the bottom was delaminated and detached from the visibly warped cabinet sides.

Aged wires, dried mud, missing corner braces and gross cabinet distortions were readily apparent. The supporting black trim piece seen, at the bottom of the radio, in the advertisement was also missing!

The Cabinet Restoration included:

- Making new chassis board
- Making new bottom trim piece and painting it black
- Straightening the sides
 - Removing the remnants of the original wood grain film
 - Repairing the delaminated top and Resurfacing the repaired top with veneer
 - Staining and shellacking the exterior
 - Repainting the interior a Royal Blue

A new chassis board with supporting trim and cabinet braces were made, and added ...



The inside was repainted the original Royal Blue

The cabinet exterior was refinished with:



Minwax pre-stain wood conditioner


2 coats *Rust-oleum* wheat stain

4 coats *Zinsser* amber shellac

Cabot sanding sealer & *Rust-oleum* glossy black paint was applied to the trim and cutouts ...

The Chassis Restoration

The chassis was rusty & covered with dried silt ...
The inside had been home to spiders and wasps ...




Replaced Resistors & Capacitors

Before



After



The Chassis Restoration included:

- New "Vintage" power cord & plug
- New Tuner drive belt & Tension spring
- Tuning Capacitor disassembly & cleaning
- New resistors & capacitors
- New rubber grommets & washers
- New 'reproduction' Zenith knobs
- Cleaning & Painting the outside of the copper plated metal chassis
- Repainting the dial lamp housing

Replaced tubes



Cleaned and repainted chassis



Replaced knobs

The dial lamp housing was repainted. Scorched lamp shades were replaced to improve dial illumination.



Lower wattage bulbs were installed to prevent scorching and **ventilation of the housing was enhanced** to avoid dial distortion caused by trapped lamp heat.

Alignment difficulties necessitated removing and disassembling the tuning capacitor for an in-depth cleaning ...



The restored Zenith 6S-229



BEFORE



AFTER

The restored Zenith 6S-229



BACK



BOTTOM

Part Suppliers for the Restoration

Tuner grommets
Chassis washers
Reproduction Zenith knobs
Dial shades
www.renovatedradios.com

Veneer
www.woodworkerssource.com

Power Cord & Plug
www.vintagewireandsupply.com

#47 Pilot Lamps 6.3v .15 amp
Rubber Feet
Capacitors and resistors
www.radiodaze.com

Grill cloth "New Leaf"
www.richmonddesignsinc.com

Drive belt #167
www.adamsradio.com

Optional Drive belt
#-928 "O"-Ring
2.09 ID x .118 thick

Restoration Summary

I am pleased to report that the restoration operation was a success and the 87-year-old radio has now fully recovered. Its original beauty shines and it is once again able to pull great oldies out of thin air.

The Cabinet underwent treatment for long term neglect & exposure

This near-fatal condition required;

- Replacement of the chassis board due to severe delamination
- Repair of broken limbs & missing internal braces
- Straightening of deformed and warped side panels
- Replacement of the missing bottom molding
- A cosmetic makeover because the original skin was a faux wood-grain decal that did not survive repeated long-term exposure to the harsh elements of weather

The chassis was in surgery to remedy many inherent geriatric disorders

- All ‘not-up-to-snuff’ internal bits and pieces were being replaced with modern implants
- The original ‘vein-like’ wires were hard, brittle, & corroded as-expected, and replaced
- The insides of the metal cans were fully examined, and the prognosis is excellent.
- Vital internal organs like the transformer & speaker coils were healthy and fit for service
- The missing front digital extremities (knobs) were replaced with modern prosthetic devices

From my hobbyist viewpoint, the neat thing about working on basket-case radios is knowing **you cannot make them any worse**; and there is a lot of personal gratification when they are restored to original functionality and appearance.

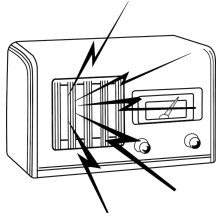
I hope I’ve encouraged you to never pass-up acquiring unsightly abandoned radios. Our responsibility should be to protect and preserve these radios where we can, not only for us, but for future generations of collectors.

Note: Parts of this article have been presented before!

Some of the photos were first presented in a 2015 show-and-tell slide show at a CRC meeting.

More photos and text were added for a PowerPoint presentation in a 2021 ARCI radio club ZOOM meeting.

The 2021 PowerPoint presentation was disassembled, reworded & reformatted for insertion into this CRC Flash article.



The Latest CRC Club News



Our May 18th meeting was held at the Castle Rock Library. There were 22 members in attendance, including one of our new members, Karen Clarke. Paul Heller led the meeting.

We compared notes about the recent show—the pros and cons of the new venue at the National Western Complex. Rich Kubersky stated that he's stepping down as one of the coordinators next year, so we will be looking for a volunteer when the time comes.

There will be another opportunity to have shirts embroidered with the new logo. Be sure to bring them to the next meeting.

There was some discussion about the new e-group, Groups.io. 61 members have so far subscribed. This will become the new method of communication as the Google group is phased out, and the only way to have the Flash distributed by email (of course it will still be available on the website). It was decided to send out a second round of invitations to join, which will have happened by the time you read this. Anyone not subscribed after this will be able to be added by contacting one of the officers. To send a message to the group just send an email to ColoradoRadioCollectors@groups.io.

David Boyle floated the idea of re-using some older Flash articles from time to time. This is under consideration. We would need to determine which articles would be most appropriate. He also suggested bringing in old PBS dvd's pertaining to radio and showing them at the end of the meetings. This is also tabled for further discussion.

Paul mentioned that he might be able to bring in a guest speaker on Radio Astronomy.

There is always a discussion about bringing new members in. Several ideas were bandied about. One promising line is to offer workshops for people with radios that need repair but don't know how to go about it. Sean Duffy offered a space in Colorado Springs where it could be held. Details will need to be worked out.

The treasurers report by Merrill— \$8020 in the kitty.

The auction/BBQ is scheduled for August 17th. Steve Touzalin has put together forms which are included in this issue. We will be limiting the number of entries for sale to 175 lots this year, so register early. Please don't bring them at the day of the auction and hope to be added.

We had our usual raffle with Show 'n Tell by Scott Thomas, Rich Kubersky and Bill Potorti. followed by a presentation by Paul Heller on teletype machines.



The Raffle Table

We had another good showing on the raffle tables. There was something for everyone (whether you needed it or not!)



Please Notice This



Steve Touzalin has labored to put together indices of the Flash. There are 2 files: straight index of all the Flash articles and an index of all of the articles by category. This was a huge undertaking. Kudos to Steve for doing this. If you are in the e-group (Groups.io), these have already been sent to you, but they are also available on the website in the Flash section.

Show 'n Tell



Scott Thomas with the Hickock 600A tube tester that he and Tom Dodds repaired



Rich Kuberski with another in his line of handmade power supplies (Volt-O-Matics). This one had an A/C outlet controlled by a variac




Bill Potorti brought in the Fada P-130 radio that he had re-skinned as shown in the Flash Jan/Feb 2025 issue

Following Show 'n Tell, President Paul Heller gave a presentation on Teletype machines. He explained how they came to be, the components, and how they evolved after WWII with ham radio involvement as well as the military.


What is a Teletype Machine?

- Electromechanical typewriter
- Sends and receives typed messages over a wire or radio
- Used in telegraphy, early computing, military comms



Encoding – Baudot Code (ITA2)

- 5-bit binary code (32 combinations)
- Two modes: Letters and Figures
- Start bit, 5 data bits, 1.5 stop bits



Basic Components

- Keyboard
- Printer mechanism
- Electromechanical receiver
- Transmitter
- Communication line
- Synchronous motor

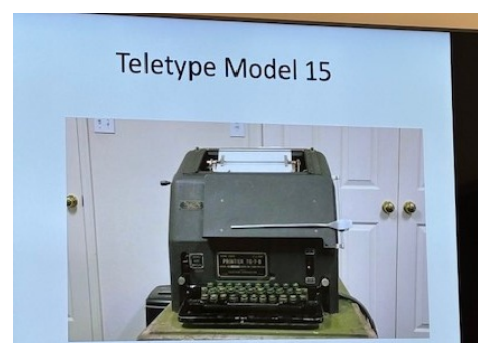
A Brief History of the Teletype

- early 1900s**
 - Invented in the early 1900s
- 1910s**
 - First commercial success: Morkrum Company
- 1928**
 - Merged into Teletype Corporation (1928), bought by AT&T
- 1980s**
 - Phased out by the 1980s as digital communication advanced
- 20th century**
 - Widely used in newsrooms, military, and computing through the 20th century

Notable Models

- Model 15: Press and military standard
- Model 28: Rugged and advanced
- Model 33: Used in computing, ASCII compatible

Paul showed examples of the various types of machines and how they worked. A fascinating presentation.





IT'S TIME FOR THE CRC 2025 ANNUAL AUCTION AND BAR/BQ !



Once again, through the efforts of club member Rich Kuberski, we are privileged to hold our annual auction in a park-like setting. We will also be continuing our tradition of combining the auction with a pot luck BarBQ. The club will provide the burgers, hot-dogs, condiments, chips and soft drinks while the CRC club members will bring side dishes to share with all in attendance. Family members are welcome and encouraged to attend!!!

WHAT: An auction of radios, televisions, documentation, parts, test equipment and associated items. The public is encouraged to participate in **both** buying and selling.

WHEN: Sunday, August 17th

Seller's Registration: Sellers need to pre register -- There is a limit on the total 'lots' this year. Once filled, the registration will be closed. Auction items will be entered as received. First come, first served. Don't delay!

Buyer's Registration: 10:00 a.m. until 11:15 a.m.

Viewing: As the auction items are delivered

Auction Starts at 12:00 noon SHARP

BarBQ Lunch Served 10:30 a.m. - 11:30 a.m.

Bring a side dish to share with everyone: Slaw, Potato Salad, Fruit Salad, Beans, Your favorite side, etc.

WHERE: Tectonic Management Group Inc. Office grounds and picnic facilities (see the map below).

AUCTION RULES:

* There is no cost to register as a buyer or seller. There is a sellers commission that will be equal to \$1 or 10% (which ever is greater) of the "hammer" price on each lot sold to any buyer - including the sellers who may elect to "buy back" their lots.



Minimum value of each lot to be \$5.00

* Sellers may optionally, **at registration time only**, set a secret minimum bid (reserve) on any lot.

* No commission will be incurred on any lot that is not sold. All seller commissions will be deducted from and before the payment to the seller, and these commissions will become the property of the C.R.C. treasury.

* Buyers can **not** take possession of any lot(s) until the total cost for all purchases are paid. Collection of buyers fees will commence at the conclusion of the sale of the last lot entered into the auction. A buyer's receipt is required for pickup of purchased lots from the lot/item display area.

* **Buyer fees will be collected before sellers are paid.** The C.R.C. only accepts CASH or CHECKS.

Identification may be requested from those paying for their purchases by personal check.

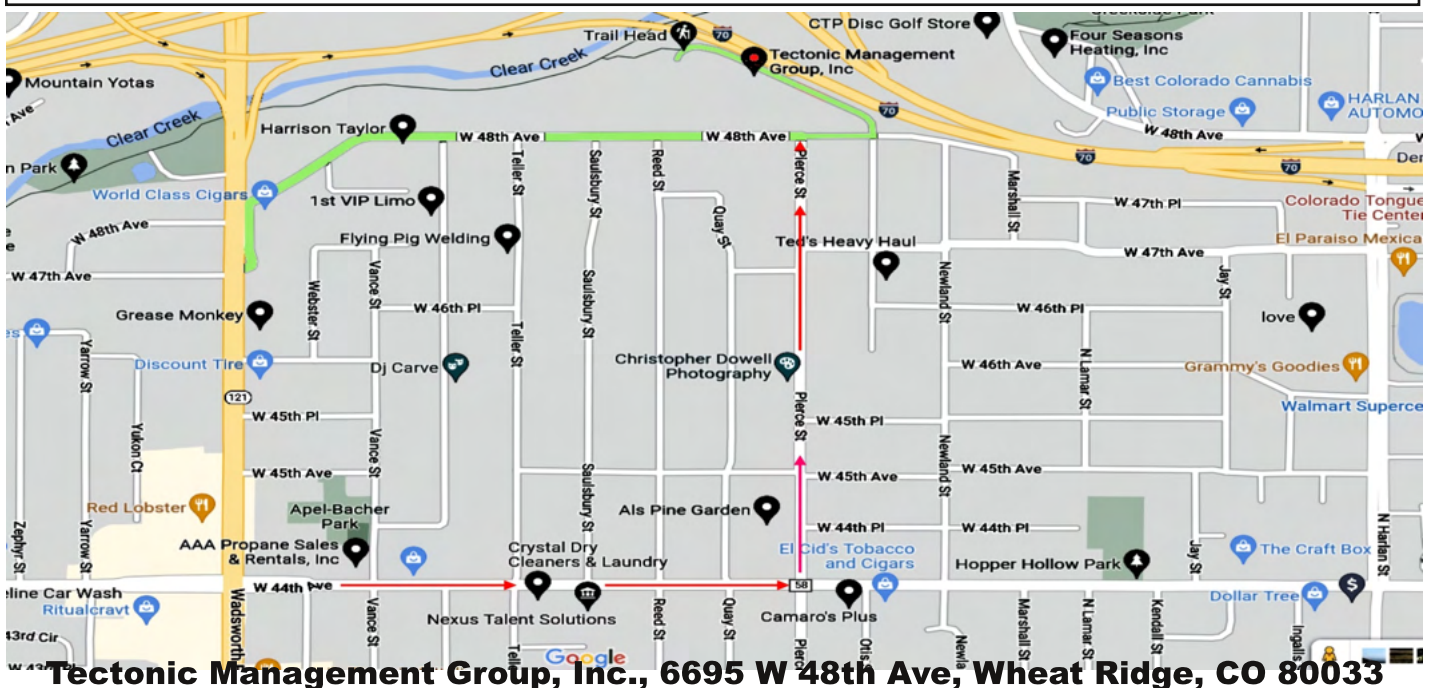
* Sellers will be paid only by C.R.C. check and may for a \$1.00 surcharge, elect to be paid by mail.

* This auction is limited to radio and electronics related items as described earlier. The C.R.C. reserves the right to reject items deemed inappropriate.

* Any item registered for sale by auction may not be sold outside of the auctioneer's control, and can not be removed from the sale once the auction commences.

SELLERS: Pre registration is required. Please refer to the auction registration form to register your sale items.

Buyer Registration: Will take place on Sunday morning, August 17th, at the auction site and will close at 11:15 a.m.



Tectonic Management Group, Inc., 6695 W 48th Ave, Wheat Ridge, CO 80033

CRC AUCTION SELLERS

To pre register for the 2025 CRC Annual Auction on Sunday, August 17th use one of the following :

- complete and save this editable form on your computer, send the saved file to Steve.
- print and fill out this form and email a scanned copy as an attachment to Steve.
- print and fill out this form and bring it to the July 20th CRC club meeting.
- plain text with all the completed information listed below in an email will be accepted.

If you plan to sell items in the auction, you MUST pre register them! Please submit your form to Steve
NO LATER than August 10th. (* Please see the note at the bottom of this sheet on conformations)

Please send your email registration information to: stevetou@comcast.net

Seller's Contact Information

Name: _____

Phone: _____

Address, City, State: _____

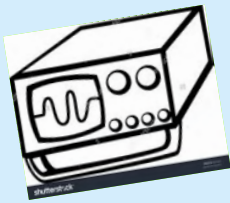
email address: _____ Zip-code: _____

Sellers – enter your auction sale items below!

	----- Item Description -----	Reserve (optional)	Donation? check if yes
1.	_____	_____	<input type="checkbox"/>
2.	_____	_____	<input type="checkbox"/>
3.	_____	_____	<input type="checkbox"/>
4.	_____	_____	<input type="checkbox"/>
5.	_____	_____	<input type="checkbox"/>
6.	_____	_____	<input type="checkbox"/>
7.	_____	_____	<input type="checkbox"/>
8.	_____	_____	<input type="checkbox"/>
9.	_____	_____	<input type="checkbox"/>
10.	_____	_____	<input type="checkbox"/>
11.	_____	_____	<input type="checkbox"/>
12.	_____	_____	<input type="checkbox"/>
13.	_____	_____	<input type="checkbox"/>
14.	_____	_____	<input type="checkbox"/>

***There is a limit on the total number of auction 'lots' this year. Once reached, the registration will be closed. First come, first served. Don't delay! You will receive a conformation email verifying your items.**

Enclose a second sheet for additional items.



Classified Ads



Ads are free for CRC members. To place an ad send your ad description along with personal contact information to the Flash Editor or one of the CRC officers.

FOR SALE: New old stock & quality used vacuum tubes. Please refer to my business card pictured to the right. Thank you! Sean Duffy (573) 999-6187
acmetubesupply@gmail.com



CRC Meeting - July 20th, 1 PM at the Castle Rock Library (Miller Library)
Address: 100 South Wilcox Street, Castle Rock, CO

