



The FLASH!



Volume 17, Issue 1

January Meeting in Castle Rock - See Back Page

January, February 2006


Reproducing Radio Knobs - Part Two by Steve Touzalin

Some time ago, CRC member David Boyle did a demonstration on reproducing radio knobs, and later wrote an article for the Flash on reproducing them. David used silicon rubber and paper cups for the molds, and fiberglass resin to pour the knobs. This article is intended to show how to use a two-part mold for the more difficult "stepped" or two tiered knob.



These are the steps used to create a replacement knob for a Zenith Model H723Z bakelite tabletop radio. A small wooden holder, measuring 2 1/4" by 2 1/4" by 3 3/4" was built so that any single side or top could be removed by removing screws, and reusable for many knobs to come. The wooden holder was filled approximately half full (lengthwise) with modeling clay, and the side seams were also sealed with clay. The hollow parts and shaft hole of the original knob were also filled with clay and, with the knob on its side, submerged about halfway into the clay bed. Using a dowel or pencil, a couple of aligning holes were made in the clay. A small amount of clay was used at the end of the knob to create a pouring hole for later. The wooden form was then slowly filled with a two-part silicon rubber compound, and allowed to sit for 24 hours.

The clay and the mold piece were removed from the wooden form. The clay was removed from the mold piece, and the mold piece completely cleaned using rubbing alcohol. Make sure the hollow parts of the knob remain filled with clay. The silicon piece of the mold is inserted back into the wooden form with the knob in place. Here you will need a rubber to rubber mold release, available from Alumilite. I used a product called RAM 512-B from Plasticare, which worked very well. The rubber to rubber mold release was brushed on the exposed part of the mold, the knob should be fine, and don't forget the alignment spikes. Again, the form is slowly filled with a two-part silicon rubber compound and allowed to sit for 24 hours.



The silicon mold is removed from the wooden frame, and the two pieces gently pried apart. The original knob is then removed, and cleaned to be put back on the radio. The two pieces of the mold are assembled and put into the wooden frame with the TOP portion of the frame removed to allow pouring. There are several casting materials that could be used. Alumilite, fiberglass resin, and casting plastic are just a few. Because this knob is for a knurled shaft, casting plastic was used. The mold was filled with the two part casting plastic and allowed to sit for 48 hours. You can use a mold release or spray silicon, but I usually don't use any mold release when pouring the knobs. The knob was removed
Continued on Page 3

COLORADO RADIO COLLECTORS ANTIQUE RADIO CLUB

Founded October 1988

The Flash! Copyrighted 2006, all rights reserved

Volume 17, Issue 1

January/February

Contents of this issue

Reproducing Radio Knobs - Part Two- by Steve Touzalin	1
CRC 2005 Highlights in Pictures - by Larry Weide	4
The CRC Annual Membership Listing	5
CRC July Meeting and Show 'N Tell	7
Collector Books for Sale - by Charles Brett	8
The Open Trunk Classified Advertisements	9

MESSAGE FROM THE PRESIDENT

My best wishes to all members for a great 2006!

I hope that all of you had a great Holiday Season and I am looking forward to yet another great year for the club.

It is already looking to be a challenging year with yet another possible change in venue for the April Show. We also are having a great challenge in finding interesting and new material for the FLASH. My experience with the club has been that whenever there is a challenge we end up better off in the long run so I hope that trend continues.

As most of you may be aware the Southglenn Mall is undergoing major changes, and Dave Boyle is checking to see if there is any possibility that we still might be able to hold the show there. We need to be prepared to starting searching for a new venue if that doesn't pan out. So be prepared to discuss at the January meeting. Remember that we only have one meeting between the January meeting and the April Show, so we need to act fast. I also want to get into discussions on what to do with the FLASH, so come prepared to discuss the possibilities, such as cutting down on the number of issues per year.

I would like to have more programs, talks, movies, and such, so I invite ideas for those activities too.

Again thanks to all members to have helped with the running of the club and club events, I couldn't do it without you.

Dennis

CRC OFFICERS 2005-2006

President

Dennis Laurence
(719) 278-9181
drl@pcisys.net

Treasurer &

Archive/Books

Charles Brett
(719) 495-8660

5980 Old Ranch Road

Colorado Springs CO 80908

brett3729@aol.com

Vice President

Open Position

Flash! Publisher

Steve Touzalin
(303) 988-5394
stevet@champmail.com

Internet Egroup Mgr.

Mark Dittmar
(303) 403-0669
mark_dittmar@maxtor.com

Flash! Distribution Richard Beckman (303) 344-8565

Webmaster - Bill Grimm, **Website** - www.radioace.com

CRC MEMBERSHIP


Annual membership in the CRC runs from **June to June**. Annual dues entitles members to a full year (6 issues) of the club publication "The Flash!", participation in club events such as the annual April Show, mid-summer picnic, October auction as well as our semi-monthly meetings and swap meets. Dues also entitle you to club officer elections and excellent discount prices on current hobby publications

Current annual dues are \$12. New memberships will be prorated to the following June, i.e new members joining in May should submit \$12, in December \$5, etc.

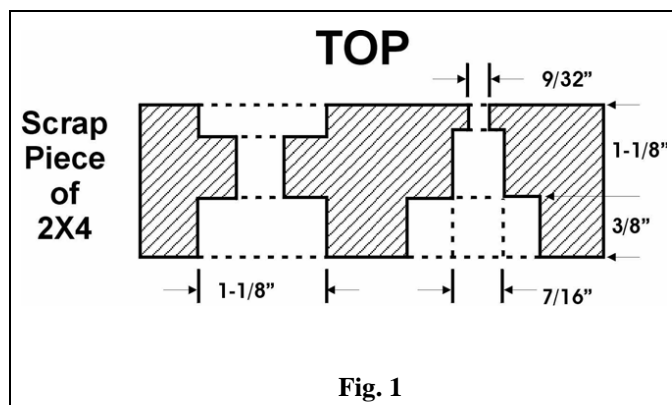
CRC MEETINGS

Meetings are held on the 2nd Sunday of every other month starting in January (except 3rd Sunday of May) at 1:00pm. The meetings consist of business, "show & tell", raffles, swap meets, technical discussions and other subjects of interest.

from the mold, the small casting seam was removed with 400 grit sandpaper and the small end of the knob sanded flat and to the proper length.



To drill the knob, you will need to make a wooden holder. I used a 2X4 about 4" in length. Make sure your drill press table is square with your drill bit!! Two 1/8" pilot holes, a couple of inches apart, are drilled completely through the 2X4. On the bottom side of the 2X4, using both pilot holes, I drilled two centered holes on each pilot hole. The first hole used a 7/16" drill bit at a depth of 1 3/8". The second used a 1 1/8" drill bit at a depth of 9/16". A machinist's or drill press vise is almost a necessity. A little bit of luck helps. Two to three short passes, switching bits, was used to keep both holes centered. The 7/16" hole fit the small part of the knob very well, and would keep the knob from moving while drilling. The 1 1/8" was a little large for the large end of the knob, but the depth was the important part for this section. I then moved to the top of the 2X4. On the first pilot hole, I used a 9/32" drill bit centered to a depth of 1/4". The second hole used a 1 1/8" drill bit centered to a depth of 3/8". See figure 1 for details.



The replacement knob was inserted into the bottom of the form, into the hole shown on the right side in figure 1. Again, make sure your drill press table is square with your drill bit. Then from the top, a 9/32" hole was drilled down through the pilot hole

to a depth of 1 1/8". The knob is then moved to the other hole in the wooden form, the left side in figure 1. The control shaft, that this knob is intended for, is a knurled shaft. An old knurled shaft was inserted into the chuck of the drill press. After lightly coating with petroleum jelly (A MUST), the shaft is centered and lowered into the hole in the knob and locked into place. A small amount of Plas-T-Pair, a plastic repair product, is mixed together and poured into the hole around the old control shaft, and allowed to dry overnight. The old control shaft is removed and the knob is ready to be painted and installed on the radio, no set-screws needed. The other knobs on the radio were touched-up with the same color so they all matched.

A lot of work, but those hard to-do knobs are a possibility. The two-part mold system could be used to cast other radio parts as well.

Sources for supplies:

Rubber Silicon and Casting Resins

Alumilite Corp.
315 E. North St
Kalamazoo, MI 49007
800 447-9344 269 488-4000
<http://www.alumilite.com/>

Plasticare, Inc.
4211 South Natches Court, Unit K
Englewood, Colorado 80110
(303) 781-1171 Fax (303) 781-0691
1 800 878-4396
<http://www.plasticareinc.com/index.htm>

Fiberglass and/or Casting Plastic


Ace Hardware
Home Depot
Auto parts stores
Hobby shops

Plas-T-Pair

Ace Hardware
Antique Electronics Supply
<https://secure.tubesandmore.com/>
part # -C244

Colorado Radio Collectors 2005 Highlights in Pictures

AUCTION, MEETINGS AND SHOW



The Colorado Radio Collectors Antique Radio Club

Membership Roster for 2005 - 2006

Please send **email address** additions/corrections/updates to Dennis Laurence, drl@pcisys.net

Last	First	City	St	Telephone	Email Address
Adams	Don	Longmont	CO	(303) 776-3180	djadams@svvi.net
Allen	Trey	Cheyenne	WY	(307) 514-2349	lewis.allen@bresnan.net
Andrus	Don	Clearwater	FL	(720) 304-8807	dwandrus@aol.com
Antique Srv	Dave's	Tucson	AZ	(520) 790-2618	
Armstrong	Thurston	Playa Del Rey	CA	(Reciprocating club)	pdradioman@aol.com
Bantin	Fred	Greeley	CO	(303) 343-7508	bantin@sprynet.com
Baumann	Robert	Lakewood	CO	(303) 988-2089	rgbdenver@att.net
Becker	Dan	Broomfield	CO	(303) 469-2390	drdanbecker@hotmail.com
Beckman	Richard	Aurora	CO	(303) 344-8565	
Berniky	Norm	Colorado Spings	CO	(719) 559-3176	
Boyle	Dave	Castle Rock	CO	(303) 681-3258	djboylesr@att.net
Brady	Ed	Albuquerque	NM	(505) 292-0487	cebrady2@yahoo.com
Brett	Charles	Colorado Springs	CO	(719) 495-8660	brett3729@aol.com
Burke	Brigid	Denver	CO	(303) 866-4603	
Cain	David	Sun City	AZ	(623) 561-6228	
Campbell	Merrill	Colorado Springs	CO	(719) 596-3482	campbell321@juno.com
Carlblom	Jay	Littleton	CO	(303) 973-7711	jaycarl@idcomm.com
Chartier	Otis	Ft Morgan	CO	(303) 841-3329	< last known tel. #
Clark	Jim	Okemos	MI	(517) 349-2249	(Reciprocating club)
Cofer	Bob	Denver	CO	(303) 257-9598	Radiocowboy62@msn.com
Cook	Mike	Highlands Ranch	CO	(303) 471-9596	mcook@lucent.com
Darby	C. Jody	Aurora	CO	(720) 255-5644	jody4ibl@yahoolcom
Dittmar	Mark	Broomfield	CO	(303) 403-0669	mark_dittmar@maxtor.com
Dial	Bill	Lakewood	CO	(303) 986-0716	rznvv@aol.com
Eccher	Bill	Highlands Ranch	CO	(303) 471-2547	wpeccher@aol.com
Gallensky	Neil	Westminster	CO	(303) 466-0976	negradio@msn.com
Gilbert	Wayne	Westminster	CO	(303) 431-6774	wagil@aol.com
Gossett	Rex J	Centennial	CO	(303) 734-0278	rexg@aol.com
Grimm	William	Aurora	CO	(303) 690-1330	billegrimm@aol.com
Hagrman	Brian	Littleton	CO	(303) 694-6674	
Hof	John	Fort Collins	CO	(970) 267-9018	jhof@ix.netcom.com
Houfek	Dan	Colorado Springs	CO	(719) 636-3160	
Jensen	Bob	Alliance	NE	(308) 762-7391	radionut@bbc.net
Johnson	Johnny	Wheatridge	CO	(303) 274-5474	reseever@cs.com
Jones	Don	Arvada	CO	(303) 423-1902	
Kilcoyne	Ray	Lakewood	CO	(303) 278-4084	ray.kilcoyne@uchsc.edu
Kimball	Curtis	Sterling	CO	(970) 522-2557	ckimball@henge.com
Klase	Al	Flemington	NJ	(908) 782-4829	(Reciprocating club)
Koski	John A.	Lafayette	CO	(303) 666-7135	koski@propollen.com
Kuberski	Richard	Arvada	CO	(303) 422-9510	rokuberski@cs.com
Kuligowski	Mark	Westminster	CO	(720) 887-6692	matrob@netzero.net
Lancaster	Richard	Melbourne	FL	(Reciprocating club)	nostalgiaair@rlan.net
Laude	David	Colorado Springs	CO	(719) 495-3800	dmjlaude@earthlink.net
Laurence	Dennis	Colorado Springs	CO	(719) 278-9181	drl@pcisys.net

Last	First	City	St	Telephone	Email Address
Lees	Bill	Mercersburg	PA	(717) 328-3539	
Lettow	Bill	Tempe	AZ		(Reciprocating club)
Lutkus	Matthew	Westminster	CO	(303) 255-8880	mattlutkus@hotmail.com
Mallory	James	Aurora	CO	(303) 341-1815	
Marsh	Henry	Colorado Springs	CO	(719) 471-7142	hsmarshfam@adelphia.net
McCutcheon	Jim	Aurora	CO	(303) 343-9177	
McCutcheon	Mike	Aurora	CO	(303) 343-2956	mikem@csd.net
McDowell	D. H.	Littleton	CO	(303) 791-3559	
McKeown	Mark	Golden	CO	(303) 278-3908	mmckeown@direcway.com
Michael	David	Highlands Ranch	CO		rmichae@comcast.net
Mize	James	Boulder	CO	(303) 499-5894	
Morton	Steve	North Platte	NE	(308) 534-4778	morton@nque.com
Mullis	Bo	Colorado Springs	CO		
Navarro	Steven	Colorado Springs	CO	(719) 391-0996	
Ochs	Larry	Syracuse	KS		
Ogden	Travis	North Platte	NE	(308) 534-6337	pugsley@kdsi.net
Parks	Warren	Ft. Collins	CO		crashparks@intergate.com
Pouliot	Tom	Lakewood	CO	(303) 988-1669	martip4@id.comm.com
Slagle	Bob	Pueblo	CO	(719) 564-7894	peakradio@comcast.net
Slagel	Bud	Madison	SD	(605) 745-3265	
Smith	Dan	Denver	CO	(303) 321-8779	danielsmith1948@aol.com
Smith	Riggs	Littleton	CO	(303) 973-8792	riggs39@aol.com
Snyder	Larry	Golden	CO	(303) 279-9711	
Solliday	David	Edgewater	CO	(303) 233-8957	dswp4ijr@juno.com
Stutzman	Bob	Centennial	CO	(303) 770-3406	barbstutzman34@msn.com
Terrey	John V.	Carlisle	MA	(Reciprocating club)	
Thompson	Paul	Littleton	CO	(303) 973-8483	
Touzalín	Steve	Lakewood	CO	(303) 988-5394	stevet@champpmail.com
Tynan	Jerry	Golden	CO	(303) 642-0553	jtynan@worldnet.att.net
Waterman	Jerry	Arvada	CO	(303) 423-0385	h2oman_62@yahoo.com
Walton	Rick	Portland	OR	(Reciprocating club)	rwalton@teleport.com
Weide	Larry	Englewood	CO	(303) 758-8382	lweide@attglobal.net
Whitehouse	C. Bart	Littleton	CO	(303) 781-4177	whitehouse205@hotmail.com
Wick	Don	Colorado Springs	CO	(719) 488-9469	dowick@prodigy.net
Wilson	Craig	Lakewood	CO	(303) 987-0204	cawilson3@mindspring.com
Wooters	Barney	Denver	CO	(303) 770-5314	bnjwooters@mindspring.com
Young	Bruce	Centennial	CO	(303) 458-7408	youngrogers@earthlink.net

Nov/05 CRC Meeting & Show N' Tell



Barney Wooters' rare tube exhibit and an early test equipment 3" CRT.



Ray Kilkoynne demonstrates his 1947 Airking A494 portable.



Rich Kuberski tells about his very fine RCA 9K2 and AK 20



Mark McKeown shows pictures of an RCA 1928 Therimin that he restored for a museum in Calgary Canada. To the right is a post WWII military style Minerva Tropicmaster radio.



Larry Weide presents an edited tape version of an Edwin Armstrong memorial program that was recently transmitted on Armstrong's original FM station frequency.



Tom Pouliot and his very "hot" home made Two tube regen with a loop antenna.



Bruce Young displays a Kemper radio from his collection - vintage unknown

Collector Books for Sale

Special CRC prices. Order at club meetings. Mail order shipments: add \$2.00 postage for each book ordered. Info/order: Charles Brett, 5980 Old Ranch Road, Colorado Springs 80908, (719) 495-8660, brett3729@aol.com. *void all other listings*

	Retail	Club
RADIOS, (GENUINE PLASTIC) OF THE MID CENTURY Jupp & Pina, hard bound, 219 pgs., 1998 PG., 450+ color pics	\$39.95	\$28.00
ANTIQUE RADIOS, COLLECTOR'S GUIDE - 4th EDITION Bums, 1997 values, revised & updated, new photos, 248 pgs	\$18.95	\$15.00
GUIDE TO OLD RADIOS, POINTERS... - 2nd EDITION Johnson, 277 pgs, 1995-96 prices	\$19.95	\$15.00
ANTIQUE RADIO RESTORATION GUIDE - 2nd EDITION Johnson, 144 pgs, repairing, refinishing, cleaning	\$14.95	\$12.00
RADIO, EVOLUTION OF THE - VOLUME ONE 227 pgs, 118 in color, More than 800 radios pictured, 1992	\$22.95	\$18.00
RADIO, EVOLUTION OF THE - VOLUME TWO 226 pgs, Radios of the 1920s to 1960s, with 93-94 values	\$24.95	\$19.00
TRANSISTOR RADIOS, COLLECTOR'S GUIDE VOL. II Bums, 1996 prices, Full Color	\$16.95	\$13.00
ZENITH TRANSISTOR RADIOS, 1955-1965 Smith, 1998 PG., 160 pgs, 226 color pics, info, deser.	\$29.95	\$22.00
THE ZENITH TRANS-OCEANIC (THE ROYALTY OF RADIOS) Bryant and Cones, 160 pgs, 1995	\$29.95	\$22.00
ZENITH RADIOS THE EARLY YEARS 1919-1936, Cones 1997-98 Price Guide, 223 pgs, 100's Photos, Desc., Hist.	\$29.95	\$22.00
RADIOS BY HALLCRAFTERS, revised 2nd edition Dachis, 1999 values, 220 pgs, 1000+ pics, id's, history	\$29.95	\$22.00
CLASSIC TV'S, PRE-WAR THRU 1950'S 86 pgs, color & b/w pics, descriptions, etc.	\$18.95	\$15.00
Machine Age to Jet Age, Radionama's Table Radio Guide - III, 33-'62 Stein, 256 pgs., 100's of b/w photos	\$29.95	\$24.50
TRANSISTOR RADIOS, 1954 TO 1969 Norman Smith, with prices, 160 pgs, 1000 photos, 1998	\$29.95	\$22.00
PHO CO RADIO: 1928 - 1942 Ramires & Prosser, 160 pgs, 828 pics & drawings, 1993	\$29.95	\$22.00
RADIO AND TV PREMIUMS Jim Harmon, 256 pgs, 200+ photos, 1997	\$24.95	\$19.00
RADIO MANUFACTURES OF THE 1920'S VOL. I Alan Douglas, 225 pgs, 1988	\$24.95	\$19.00
RADIO MANUFACTURES OF THE 1920'S VOL. II Alan Douglas, 266 pgs, 1989	\$29.95	\$22.00
RADIO MANUFACTURES OF THE 1920'S VOL. III Alan Douglas, 285 pgs, 1991	\$29.95	\$22.00
CRYSTAL CLEAR VOL. 1 Maurice Stevers, 282 Pgs., 1991	\$29.95	\$22.00
CRYSTAL CLEAR VOL. 2 Maurice Stevers, 252 Pgs., 1995	\$29.95	\$22.00

RADIO TUBES AND BOXES OF THE 1920'S George A Fehner, 112 Pgs, 1999	\$26.95	\$20.00
70 YEARS OF TUBES AND VALVES, 2ND EDITION John Stokes, 264 Pgs, 1997	\$29.95	\$22.00
RADIO DIAGRAM SOURCEBOOK Richard Gray, 264 Pgs, 1996	\$18.95	\$15.00
THE RADIO COLLECTOR'S DIRECTORY AND PRICE GUIDE, 2ND ED. Robert Ginder, 524 Pgs, 1995	\$26.95	\$21.00
COLLECTOR'S GUIDE TO VINTAGE TELEVISION Dudral & Glenn Bubsmeier, 200 Pgs, 1999	\$15.95	\$13.00
NOVELTY RADIOS, VOLUME 1 Mary Bums & Robert Breed, 222 Pgs, 1995	\$18.95	\$15.00
NOVELTY RADIOS, VOLUME 2 Mary Bums & Robert Breed, 199 Pgs, 1999	\$19.95	\$15.00
COMPLETE PRICE GUIDE TO ANTIQUE RADIOS: PRE-WAR CONSOLES Mark Stein, 235 pgs, 100's of b/w photos	\$26.95	\$22.00
TUBE TESTERS AND CLASSIC ELECTRONIC TEST GEAR Alan Douglas, 166 Pgs, 2000	\$25.95	\$19.50
COLLECTOR'S VACUUM TUBE HANDBOOK, VOLUME 1 Robert T. Milhard, 196 Pgs, 2001	\$25.95	\$19.50
SILVERTONE ANTIQUE RADIOS 1930 - 1942 Stein, 239 pgs., 2001	\$34.95	\$25.50
ANTIQUE RADIOS COLLECTOR'S GUIDE 5th EDITION John Slusser, 264 Pgs., 2001	\$19.95	\$15.00
RADIOCRAFT JUBILEE - REPRINT OF 1938 EDITION Hugo Gensback, Vestal Press	-----	\$12.00
CLASSIC CONE SPEAKERS Batford & Jane Chidester, 122 Pgs, 2001	\$25.95	\$19.50
TUBE LORE Ludwiel Sibey, 186P pgs, 1996	\$29.00	\$15.00
ARTHUR COLLINS RRADIO WIZARD Ben Sterns, 394 Pgs, 2002	\$18.95	\$14.00
MACHINE AGE TO JET AGE - VOL. I Mark V. Stein, 256 Pgs, 1998	\$24.95	\$21.00
MACHINE AGE TO JET AGE - VOL. II Mark V. Stein, 358 Pgs, 1997	\$28.95	\$23.00
TABLETOP RADIOS - Vol 1 Mark V. Stein, 240 Pgs, 2002	\$29.95	\$22.00
A. ATWATER KENT Williams & Volkowicz, 108 Pgs, 2003	\$25.95	\$19.50
THE WOOD FINISHER Bruce Johnson, 341 Pgs., 1993	\$12.00	\$10.00
THE WEEKEND REFINISHER Bruce Johnson, 296 Pgs., 1989	\$12.00	\$10.00
THE PLAYING MAN'S MANUAL Johnson	----	\$10.00
THE FABULOUS VICTROLA "45"		

Paul Vourstis, 176 Pgs, 2002	\$29.95	\$22.00
ZENITH RADIOS THE GLORY YEARS 1936 - 1945 Cones, Bryant & Blankship, 256 Pgs, 2003	\$34.95	\$25.50
ZENITH ILLUSTRATED CATALOG AND DATABASE 1936 - 1945 Cones, Bryant & Blankship, 182 Pgs, 2003	\$29.95	\$22.00
THE ALL AMERICAN FIVE RADIO Richard McWhorter, 92 Pgs, 2003	\$19.50	\$15.00
E.H. SCOTT...THE DEAN OF DX, 2ND EDITION Marvin Hobbs, 240 Pgs, 2003	\$29.95	\$27.50
ANTIQUE RADIOS 6TH EDITION John Slusser, 320 Pgs, 2004	\$24.95	\$19.50
OLD TIME RADIOS Joseph Carr, 256 Pgs, 1991	\$19.95	\$15.00

The Open Trunk

Member submitted advertisements



Submission of Sell/Want ads are always free to CRC members. Non-members may advertise in the Flash for \$0.20 a word. Display advertising is available by contacting the CRC publisher for info and rates.

WANTED: Morse keys/bugs/paddles, Allied Radio/Knight Kits, "heavy metal" communications gear (Hallicrafters, Hammarlund, etc.).

Robert Baumann,
(303) 988-2089, rgbdenver@att.net
12/05

WANTED: Good cabinet for Westinghouse "columnaire" deco grandfather clock radio. Working or restorable Zenith port hole television. Also need 1936 RCA cabinet or parts radio of any the following models: 9K, 9K2, 9K3, 9U, 10K, 10K1, 13K, 15K, or any with the configuration for the 15K and 13K chassis Also need two tuning eye shields for the same radio.

Please contact **Bob Cofer.**
(303) 257-9598 12/05

WANTED: Three Zenith tube shields, gold with round holes in them. Also, two wooden knobs for an Airline movie dial, The knobs have a round wood inlay in the middle.

Please contact **Mark McKeown.**
mmckeown@direcway.com
(303) 278-3908 09/05

- **WANTED:** A Triplet Model 1200-A VOM. If anyone has one they can part with, please contact **Steve Touzalin,** stevet@champmail.com
(303) 988-5394 12/05

WANTED: Heathkit electronics of any type; the older the better. Also, Heathkit catalogs and flyers. Please contact **Bob Schineller, KA0RRX.**

Sylvania
RADIO TUBES

Look for the dealer whose window displays the Flashing S—on a Green Oak Leaf. You won't have far to look.

ACT Quick

Programs in 7 SECONDS

ARCTURUS
BLUE AC LONG LIFE TUBES

For SCREEN GRID and ALL OTHER A-C Sets

ACTURUS
Distributors
Rocky Mountain Radio Corp.
1153 Bannock, Denver

The Denver Post, August 1929
Courtesy of Ray Kilcoyne

*For our January 8th, 1:00pm meeting
We will be meeting at the Castle Rock Public Library Building*

**From I-25, take the Plum Creek Pkwy exit
Turn East onto Plum Creek Pkwy
Turn LEFT/North onto S. Wilcox St.
Go to the CR Public Library building at 100 S. Wilcox St.
The meeting is at the back of the lot, past the Dairy Queen.**



Colorado Radio Collectors

Antique Radio Club

417 S. Queen Cir.

Lakewood CO 80226

FIRST CLASS MAIL