

# The Colorado Radio Collectors

Antique Radio Club

# FLASH!

Volume 13

May

June

2002

Issue 3



*In this issue. . .*

- ◆ Moose Springstein Story ◆ March Meeting Photos ◆
- ◆ Two onto One - Restoration ◆ Radio Web Site Review ◆

# The Colorado Radio Collectors Antique Radio Club

**Membership:** Annual membership in the CRC runs from June to June. Members are requested to pay their \$12 dues at the May meeting. If unable to attend, please submit dues by mail to the treasurer. All payments should be made out to "Robert Baumann, CRC Treasurer." Annual dues entitles members to 6 issues of *The Flash!* and participation in club events such as the annual April show, midsummer picnic, September auction as well as meetings and swaps every other month. Also officer elections and the *Antique Radio Classifieds* annual subscription raffle every May!

New members are encouraged to join throughout the year. Only new memberships will be prorated to ensure renewal on the following June. New members who join from May to August should submit \$12; September & October \$10; November & December \$8; January & February \$6 and March & April \$4.

Renewing members who fail to submit dues in a timely fashion risk interruption in the delivery of *The Flash!* Upon payment of late dues, recent past issues may be requested from the CRC Publisher. Older issues require contacting the CRC Archivist. For bookkeeping reasons, all renewing memberships run June to June at the \$12 rate regardless of when one might realize their membership has lapsed.

**Article Contributions:** Submission of articles are always appreciated. This could include historical and technical items as well as stories about individual collections. Articles may be written or e-mailed, and need not be in final form. Submissions and requests for information

should be directed to the CRC "Flash!" Publishers.

**Meetings:** Unless otherwise noted in this journal, regular meetings are held on the second Sunday of every other month starting with January (**except: 3rd Sunday of May**) at 1:00PM at the Museum of the Americas Bldg., 2nd floor. 863 Santa Fe. (between 8th & 9th Ave.'s). The meeting normally includes business items, discussions, "show and tell", a raffle and a swap meet.

## C.R.C. 2000-2001 Officers

**President** Mark Dittmar  
Westminster (303) 403-0669  
mark\_dittmar@maxtor.com

**Vice Pres.** Dennis Laurence  
Colorado Springs  
(719)-278-9181

**Treasurer** Robert Baumann  
Lakewood (303) 988-2089  
RGBdenver@att.net

**Publishers** Robert Baumann,  
Mark Dittmar, Mark Gibson  
Steve Touzalin

**Archives &** Charles Brett


**Book Sales** Colo. Springs (719)495-8660  
brett3729@aol.com

**Publishing Deadlines:** All submissions must be submitted by the 1st of Feb., Apr., Jun., Aug., Oct. and Dec. for publishing in the following months.

**Want Ads:** Submission of Sell/Want ads are always free to CRC members. Nonmembers may advertise in the Flash! for \$0.20 a word.

**The Flash!** Copyrighted 2002, Colorado Radio Collectors, all rights reserved.

**Thanks** to the **Pressworks** for printing the Flash! - (303) 934-8600



# *Colorado Radio Collectors Antique Radio Club*

Founded October 1988

**Dedicated to the Preservation and Education of  
Wireless, Radio, Television and Associated Equipment.**

**Volume 13, Issue 3**

**May/June 2002**

## **TABLE OF CONTENTS**

<b>A Letter from the President - Mark Dittmar</b>	<b>2</b>
<b>The CRC March Meeting - Larry Weide "The Museo De Las Americas"</b>	<b>3</b>
<b>2002 Museum Exhibition Calendar - Steve Touzalin</b>	<b>4</b>
<b>"Moose Springstein" - Ray Windrix</b>	<b>5</b>
<b>American Bosch, Model 28 Restoration - David Boyle</b>	<b>7</b>
<b>Radio Web Site Review - Mark Gibson</b>	<b>11</b>
<b>March Meeting Highlights - Larry Weide</b>	<b>12</b>
<b>The CRC Annual Show and Sale Results - Larry Weide</b>	<b>14</b>
<b>Weekend Project, Arvin 540T - Steve Touzalin</b>	<b>18</b>
<b>Collector Books for Sale - Great deals for CRC members!</b>	<b>21</b>
<b>The Open Trunk- Want ads and For Sale Items</b>	<b>24</b>

### **ABOUT THE COVER**

**On the cover is a picture of Ray Windrix's "Moose Springstein" restoration project on page 5.**

## Letter from the President

As this issue of the FLASH goes to press, the CRC has just finished its 2002 show at the Collectors Fair in Denver. The show and contest went well and a lot of great radios were brought in for the general public and fellow club members to admire. We had a great location at the front of the building and there seemed to be quite a bit of interest from the general public. I would like to thank everyone who helped with the whole affair and who brought in their radios for the show, it was truly a group effort. If you have any suggestions or comments for next years show, please bring them up at the May meeting. Hopefully, under its new management, the Collector's Fair will grow and we can continue to have our show at this venue. A summary of the judging results is in this issue.

We had an excellent, well-attended meeting in March, even though it ran a little long! We had a fine tour of the museum by a member of the museum staff, as well as a video presentation of "The Philco Story" provided by Dave Boyle. Plan on attending the upcoming meeting as we will have another fine video presentation courtesy of Dave, this time featuring the Perham Foundation Electronics Museum.

See you in May,

Mark Dittmar

# The CRC March Meeting at the Museo De Las Americas

by Larry Weide, CRC Member

As is normally the case, this fine Sunday afternoon found a large contingent of CRC members at our semimonthly meeting. This meeting was a particular treat for us. As you all know, we are privileged to be able to hold our meetings at Denver's Museo De Las Americas adjacent office spaces. This museum focuses on the art and artifacts of the Spanish speaking peoples of the Americas.

Thanks to arrangements made by CRC member Mike McCutcheon, we were given a docent guided tour of the museum by Shanna Shelby, the museum's Director of Education.



The museum is currently divided into three sections; The first is a display of ancient artifacts representing the beginnings of the high culture of the Americas. This area is anchored by a huge mural of the ancient city of Tenochtitlán, what is now Mexico City, and a fantastic modern replica of an Indian calendar sun stone carved in rare woods. This carving was created and donated to the museum by Jerry Labbe, a now deceased CRC member.



The next area contains beautiful works of art, mostly of religious icons, that were created by the Spanish who conquered the indigenous peoples of this area.

Finally, the last section contains traveling shows and displays of modern artisans throughout the Americas. Currently, there is a fine display of Argentinean silversmiths.



# MUSEO DE LAS AMERICAS

2002 Exhibition Calendar

by Steve Touzalin, CRC member

Thanks again to Mike McCutcheon for arranging a tour of the museum at our last meeting. For those who would like another tour, or perhaps return with their families, below is a 2002 Exhibition Calendar.

*Folk Art of Latin America: Selections from the Tragen Collection*  
April 12 through June 8

*Threads of Culture: Guatemalan Textiles from the Permanent Collection*  
June 21 through August 17

*Corridos Sin Fronteras: A New World Ballad Tradition*  
August 31 through November 23

*Siquerdros: The Spirit of a Revolutionary*  
December 6, 2002 through March 1, 2003

On going exhibits include:

*\*Images of Devotion: In Spanish Colonial America*

*\*Ancient Art of the Americas*

## Hours

Tuesday-Saturday	10:00am - 5:00pm
Sunday & Monday	Closed

## Admission

Adults	\$3	Students	\$1
Seniors	\$2	Children(under 10)	Free

The membership of the CRC would like to thank the **Museo De Las Americas** for allowing us to hold our club meetings at the museum and for sharing its wonderful facility with us.

## Contact Info:

Phone:	303-571-4401	Fax:	303-607-9761
Web site:	<a href="http://www.museo.org">http://www.museo.org</a>		



## The Moose Springstein Story

by Ray Windrix, CRC member

My Radio Collection is varied from 3-Dial TRF's with Horn Speakers to Tombstones and Cathedrals.

But somewhere along the line I turned to collecting Novelty Tube Radios. About 3 years ago I began to search for certain sets. They were already expensive, but hopefully I'd pick up a few before they escalated even higher in price.

I set my sights on the **Abbotwares Horse** sets. Upon receiving my copy of ARC, I noticed an ad from Virginia, offering an Abbotware with no price. In my past experiences the seller usually wanted even more than the book price, so I didn't respond.

About 2 months later I returned to the ad, and decided to call. "Do you still have the Abbotware Horse?" I asked. The reply was "Yes, But it is a **moose**"! After describing the condition, the guy seemed very sincere, and described *the statue* to be in very nice condition, the set did play.

Bracing myself for a cold bucket of water over the head, I

asked him the price. Surprisingly it was very fair. Upon receiving the set, it was indeed very nice, but it had no rack, or antlers, which left it looking quite plain.

This started the *quest* to restore this unique radio. I had bought the radio at a low enough price, I could invest more money into it. A couple of *Western Sculpture* artists came into my place of work, and I had an idea.

I took the moose to Manitou Springs, where there is a small foundry that specializes in casting bronze sculptures for the local artists. I had to carefully *finesse* the situation for about **6 months**. The wait was worth it!! I am very pleased with the results.

Now that the moose has been restored to his "Regal Splendor", he has been dubbed "***Moose Springstein***".





Ray's **ABBOTWARES** *Moose*




Another view of *Moose Springstein*



# TWO INTO ONE

A brief photostory by CRC member David Boyle

Last April a fellow CRC member gave me a pair of American Bosch, Model 28, TRF radios. The idea was to produce one totally




The two cabinets as given to me. The lower case with the upper case's lid were used in the "Two into One".

restored radio out of two unrestored ones.

American Bosch, an offshoot of a German firm, was established as American Bosch Magneto Co. in 1919, located in Springfield, Mass. It became a little complicated during the 1920's as various lawsuits were fought over trademark rights. By 1930 the company was combined between German and American entities and the United American Bosch Corp. was formed.

Bosch started producing radios in 1924. Its first model was the somewhat attractive "Amborola". Approx. 12,000 were made at the wholesale price of \$90.00. Throughout the 1920's a number of models were produced. One of the alluring features of all the sets was their *single dial* operation.


Some of the "combined" hardware.





The completed power and audio chassis (L) with the completed RF/Detector chassis (R). New wiring and clean up required.

Bosch made radios under several names, such as Sonora, Eveready, and Essex. Bosch radios were produced until around 1937. The company lives on as a part of the *United Technologies Corp.* <sup>1</sup>.



The refinished cabinet pieces drying in the sun. Note that the Peerless speaker cabinet looks almost like the American Bosch speaker featured in the *Alan Douglas* previously referenced. I purchased this speaker for \$3.00 as a basket case (and it was!)

1. Source: Radio Manufacturers of the 1920's by Alan Douglas. Vol I.

The Model 28, with 8 tubes: Rectifier, 2 P-P audio, detector, and 4 RF types was introduced in 1928, the second year of manufacturing AC powered sets. It sold for \$132.00 w/o tubes or speaker. The cabinet is solid mahogany with an inlaid lighter wood "pinstripe" on the top and front panels. A photo of the Model 28 is shown in Volume 1 of *Radio Manufactures of the 1920's* on page 36. It is accompanied by a cathedral style speaker cabinet.



Not only is this almost the same photo printed in Alan Douglas but can also be found in *Bunis*, 2nd edition, page 20.



“TWO INTO ONE” a success story!..

1. A larger picture is displayed on page 10.



**“Two into One”**

Ω

**The May meeting is your last chance to turn in the *Membership Questionnaire*, located inside the January/February Flash, for a **FREE** raffle ticket! The May raffle will include a 1 Year subscription to Antique Radio Classified. Also, officers will be elected. Be sure to attend!!**

# RADIO WEB SITE REVIEW

by CRC member Mark Gibson



[www.antiqueradios.com](http://www.antiqueradios.com)

The **Antique Radios** home page opens with a random old radio cartoon; you'll get a different cartoon each time you reload the page. There is also Old Time Radio available live (although I couldn't get it to work while writing this - it could be me).

A click on **Forum** in the top banner will take you to a series of moderated online discussion forums. You may have already been to the news group, [rec.antiques.radio+phono](mailto:rec.antiques.radio+phono) (perhaps a subject for a future review). What distinguishes these forums from that news group is that 1) they are categorized and 2) they are moderated. While the news group can at times have a pretty low signal to noise ratio, these forums offer more focused discussions on topics such as Electrical / Mechanical Restoration, Test Equipment, and Cabinet Restoration, and the moderators probably keep out most of the riffraff. These forums appear to have quite a bit of activity too.

For those who prefer live discussions, there are regularly scheduled sessions available every Wed. evening in the **Chat** section.

The **Resources** section offers over 750 links to other radio related sites. These are nicely categorized to facilitate your surfing (e.g. Museums, Radio History, Schematics, OTR).

The **Value Guide** is a work in progress but it currently lists values for nearly 3000 radios, searchable by manufacturer and model number.

The **Photo Gallery** has hundreds of radio and related photos submitted by visitors to the site. These photos are not organized, but you can search the entire site if you are looking for a specific radio.

The **Articles** section has dozens of article reprints, complete with photos, from the 20s to the 40s from *Radio News*, *Radio-Craft*, *Popular Radio* and similar journals. You will see some of these articles featured on the home page.

The **Books** heading takes you to a listing of radio related books with cover photos and brief reviews. This could be handy if you choose to buy a book sight unseen.


**Clubs** lists radio clubs from all over the world, including our own, and links to them if web sites are available.

The **Radio Classified** list claims to be "*The Largest Listing of Free Radio Ads on the Web!*". You can browse through the ads by category (including TVs, Military, Wire recorders, Test equipment, Tubes, Paper, Free items!, etc.), or search for specific keywords.

And finally, **Free Email** lets you sign up for a free email account on the site, presumably of the form, [your\\_name@antiqueradios.com](mailto:your_name@antiqueradios.com).

## Colorado Radio Collectors Antique Radio Club

Mike McCutcheon sets up the projector for a showing of a video on early Phiclo production, brought in by Dave Boyle - lower right.



Tom Pouliot once again brings in one of his great radios to show *and* play. This time it's a 1923 Lutz model C superhet kit

Ray Windrix has a knack for finding those "interesting" radios. He's showing us his mint 600C and a 49-901 (on table) - both Philcos



Merril Campbell show us some of his simple yet remarkably effective techniques for restoring a bakelite finish.

Once again there's a lot of nice stuff donated for this month's raffle table.




## March 2002 Club Meeting

The CRC members anxiously waiting for the raffle to start.



Neil Gallensky show us some of his foreign versions of radio reference manuals - equivalents not found in the USA.

Last but certainly not least, Barney Wooters displays an early 20's water cooled CM2774 transmitting tube, an early 20's Marconi high current transmitting key and a Western Electric model 14 speaker with a very fine Chetister made replica cone.



# The 2002 Annual CRC Show and Sale Report

by Larry Weide, CRC Member

~~~~~

On April 13th and 14th the CRC held it's annual show and sale at the Hall of Education in the Denver Stock Show Complex. As is always the case in April, the CRC was the featured collector organization in the larger collector's fair. Starting this year the show is under new management and the operation went very well all around; We had a good membership turnout with close to twice as many radios on display as last year, our booth was right up in front where folks came in and there were lots of dealers to help entice people to the show. Then too, the CRC members themselves did a superb job of arranging and displaying radios that brought out a lot of very nice comments from the general public. So, here are the show judging results, and congratulations to everyone who participated - together you've made this one of our best shows ever.

Note: In cases of tied scores, placement was decided by coin flip

## **\*\* Best of Show \*\***

Kennedy 281/521 1921                      Barney Wooters

## **\*\* People's Choice \*\***

Zenith 4G903-Y 1949                      Merrill Campbell

## **\*\* Best Restoration \*\***

Magnavox AC-3C 1923                      Bob Jensen

## **Catagory/Description**

| <b>Accessories:</b>        | <b>Owner</b>   | <b>Score</b> | <b>Place</b> |
|----------------------------|----------------|--------------|--------------|
| Sonotron 3-tube Amp 1925   | Barney Wooters | 485          | <b>1st</b>   |
| Magnavox AC-3C 1923        | Bob Jensen     | 475          | <b>2nd</b>   |
| Barkelew 605 Ant. Sw. 1924 | Bob Jensen     | 430          | <b>3rd</b>   |

## **Bakelite:**

|                       |                 |     |            |
|-----------------------|-----------------|-----|------------|
| Arvin 450T 1950       | Steve Touzalin  | 345 | <b>1st</b> |
| Firestone 4-A-12 1948 | Steve Touzalin  | 320 | <b>2nd</b> |
| RCA 96X1 1939         | Jerry Tynan     | 295 | <b>3rd</b> |
| Addison A2A 1940      | Jerry Tynan     | 280 |            |
| Belmont 6D111 1947    | Dan Busetti     | 245 |            |
| Clarion 12305 1947    | Merril Campbell | 240 |            |
| Airline 94BR-1525     | Merril Campbell | 225 |            |



**Battery - 1926-1929:**

|                     |             |     |     |
|---------------------|-------------|-----|-----|
| RCA Radiola 16 1927 | Larry Weide | 345 | 1st |
|---------------------|-------------|-----|-----|

**Catagory/Description****Owner****Score****Place****Cathedral:**

|                       |                 |     |     |
|-----------------------|-----------------|-----|-----|
| Ware B1 "Bantam" 1931 | Bob Slagle      | 395 | 1st |
| Philco 70 1931        | Merril Campbell | 320 | 2nd |
| Atwater Kent 944 1933 | David Soliday   | 275 | 3rd |
| Philco 60 1933        | David Soliday   | 195 |     |

**Communication Gear:**

|                           |                |     |     |
|---------------------------|----------------|-----|-----|
| Hammarlund HQ180AC 1969   | Robert Baumann | 435 | 1st |
| BC-32A Wireless Xcvr 1920 | Larry Weide    | 320 | 2nd |
| RMCA AR-8505 1939         | Mark Dittmar   | 300 | 3rd |
| Hallicrafters S-53A 1954  | Jim Mize       | 260 |     |
| Patterson PR-15 1937      | Mark Dittmar   | 225 |     |
| National NC98 1954        | Mark Dittmar   | 170 |     |

**Console - Full Length:**

|                     |                |     |     |
|---------------------|----------------|-----|-----|
| Zenith 9S262 1938   | Dan Busetti    | 500 | 1st |
| Airline 62-402 1938 | David Soliday  | 355 | 2nd |
| Philco 40-190 1940  | David Soliday  | 355 | 3rd |
| Zenith 5S151 1936   | David Soliday  | 330 |     |
| RCA Radiola 48 1930 | Dana Hauschulz | 320 |     |
| Philco 370 1933     | David Soliday  | 240 |     |

**Crystal Set:**

|                          |            |     |     |
|--------------------------|------------|-----|-----|
| Beaver "Baby Grand" 1924 | Bob Slagle | 370 | 1st |
|--------------------------|------------|-----|-----|

**Homebrew, Kit:**

|                          |              |     |     |
|--------------------------|--------------|-----|-----|
| Amateur transmitter 1931 | Mark Dittmar | 435 | 1st |
|--------------------------|--------------|-----|-----|

**Metal Case:**

|                              |                |     |     |
|------------------------------|----------------|-----|-----|
| Arvin 444A 1946              | Steve Touzalin | 435 | 1st |
| Minerva "Tropic Master" 1946 | Mark McKeown   | 385 | 2nd |
| Detrola 568-1 1945           | David Soliday  | 335 | 3rd |

**Novelty - Transistor:**

|                           |             |     |     |
|---------------------------|-------------|-----|-----|
| Thomas Jukebox Radio 1998 | Larry Weide | 435 | 1st |
|---------------------------|-------------|-----|-----|

**Novelty - Tube:**

|                              |                 |     |     |
|------------------------------|-----------------|-----|-----|
| Crosley JM-8BN 1956          | Merril Campbell | 355 | 1st |
| Guild 380T "Town Crier" 1956 | Bob Stutzman    | 340 | 2nd |

| <b>Category/Description</b>            | <b>Owner</b>    | <b>Score</b> | <b>Place</b> |
|----------------------------------------|-----------------|--------------|--------------|
| <b>Plastic - Tube:</b>                 |                 |              |              |
| Hallicrafters 5R13 1951                | Merril Campbell | 390          | 1st          |
| Aetna 150 1953                         | Merril Campbell | 385          | 2nd          |
| Silvertone 6402 1940                   | Bob Slagle      | 350          | 3rd          |
| Zenith 7H921 1948                      | David Soliday   | 340          |              |
| Zenith J-605 1950                      | David Soliday   | 280          |              |
| GE C1W-3 1957                          | David Soliday   | 275          |              |
| <b>Portable - Post 1938:</b>           |                 |              |              |
| Zenith 8G005Y 1946                     | Bill Hinkley    | 375          | 1st          |
| Zenith Royal 7000-1 1961               | Jim Mize        | 335          | 2nd          |
| Westinghouse H125 1948                 | Bob Slagle      | 290          | 3rd          |
| RCA 8-8X-7C 1953                       | David Soliday   | 205          |              |
| RCA B10 1948                           | David Soliday   | 195          |              |
| <b>Pre 1926:</b>                       |                 |              |              |
| Kennedy 281/521 1921                   | Barney Wooters  | 440          | 1st          |
| Reynrad 1921                           | Bob Slagle      | 425          | 2nd          |
| Kennedy 311 1923                       | Barney Wooters  | 415          | 3rd          |
| RCA Radiola 3A 1924                    | Bob Jensen      | 390          |              |
| RCA Radiola2 1923                      | Barney Wooters  | 385          |              |
| Crosely RFL75                          | Larry Weide     | 360          |              |
| Atwater Kent 20 1925                   | Jerry Tynan     | 295          |              |
| Tri-City Regen. 1924                   | David Soliday   | 295          |              |
| Stewart Warner 325 1925                | David Soliday   | 290          |              |
| Garod RAF 1923                         | Mark Dittmar    | 280          |              |
| <b>Speakers:</b>                       |                 |              |              |
| Pal Butterfly Speaker 1926             | Bob Slagle      | 395          | 1st          |
| RCA UZ1325 1924                        | Bob Jensen      | 370          | 2nd          |
| RCA 103 Speaker 1927                   | Jerry Tynan     | 360          | 3rd          |
| <b>Specialty, Portable Tube Radio:</b> |                 |              |              |
| Koyo KR-4S1 "Parrot" 1950              | Neil Gallensky  | 410          | 1st          |
| Emerson 747 1953                       | Neil Gallensky  | 410          | 2nd          |
| Motorola 45P1 "Pixie" 1955             | Neil Gallensky  | 410          | 3rd          |
| Hoffman KMP-402 "Nugget" 1955          | Neil Gallensky  | 410          |              |
| Kit Radio 1955                         | Neil Gallensky  | 400          |              |
| Automatic Radio P-64 1941              | Neil Gallensky  | 385          |              |
| GE B-52 1934                           | Bob Stutzman    | 385          |              |
| Garod 4A-1A 1947                       | Mark McKeown    | 385          |              |

|                     |                 |     |
|---------------------|-----------------|-----|
| Dewald B504 1949    | Bob Slagle      | 320 |
| Zenith 4G903-Y 1949 | Merril Campbell | 305 |
| Traverl 5022 1950   | Merril Campbell | 290 |
| Zenith Y600 1953    | David Soliday   | 250 |

| <b>Category/Description</b> | <b>Owner</b> | <b>Score</b> | <b>Place</b> |
|-----------------------------|--------------|--------------|--------------|
|-----------------------------|--------------|--------------|--------------|

|                   |               |     |            |
|-------------------|---------------|-----|------------|
| <b>Tombstone:</b> |               |     |            |
| Echophone 15 1931 | Bob Slagle    | 305 | <b>1st</b> |
| Philco 620 1936   | David Soliday | 165 | <b>2nd</b> |

|                            |                 |     |            |
|----------------------------|-----------------|-----|------------|
| <b>Transistor:</b>         |                 |     |            |
| Regency TR1 1954           | Neil Gallensky  | 435 | <b>1st</b> |
| Mantola M4D 1958           | Neil Gallensky  | 435 | <b>2nd</b> |
| Regency TR1G 1955          | Neil Gallensky  | 425 | <b>3rd</b> |
| Emerson 888 "Pioneer" 1958 | Merril Campbell | 415 |            |
| Regency TR4 1957           | Neil Gallensky  | 410 |            |
| Mitchell 1103 1955         | Neil Gallensky  | 395 |            |
| Bulova 250 1955            | Neil Gallensky  | 380 |            |
| Zenith R1000 1961          | David Soliday   | 370 |            |
| Zentih 500E 1961           | David Soliday   | 345 |            |
| GE P-807J 1963             | David Soliday   | 300 |            |

|                            |                   |     |            |
|----------------------------|-------------------|-----|------------|
| <b>Tube/Parts Display:</b> |                   |     |            |
| Tube Display               | Hauschulz/Wooters | 450 | <b>1st</b> |

|                               |                 |     |            |
|-------------------------------|-----------------|-----|------------|
| <b>Wooden - Line Powered:</b> |                 |     |            |
| Airline 62-317 1936           | Dan Busetti     | 400 | <b>1st</b> |
| Clinton "Cub" 1939            | Bob Slagle      | 395 | <b>2nd</b> |
| Belmont 625 1934              | Steve Touzalin  | 325 | <b>3rd</b> |
| Norelco A326196 1960          | David Soliday   | 315 |            |
| Howard 901A 1946              | Steve Touzalin  | 280 |            |
| Sonora RET210 1947            | Merril Campbell | 270 |            |
| Philco 610 1936               | David Soliday   | 235 |            |
| Philco 48-82 1948             | David Soliday   | 205 |            |
| RCA T60 1938                  | David Soliday   | 195 |            |
| GE L-630 1941                 | David Soliday   | 170 |            |

|                                   |               |  |  |
|-----------------------------------|---------------|--|--|
| <b>No Judging - Display Only:</b> |               |  |  |
| Stromberg Carlson AWP-8 1956      | Leamon Brooks |  |  |

# Weekend Rejuvenation

-an Arvin 450T

by Steve Touzalin, CRC Member

With ever demanding work schedules and even longer work hours, a major radio restoration may be out of the question right now for a lot of us. However, a simple two-day weekend project can be very rewarding and fulfilling.

This particular Arvin Model 450T was obtained from an on-line auction for a low, very reasonable bid (unusual!!). The condition of the radio was described as; "Dark Brown bakelite case with no cracks or chips, needs cleaning. Does not play".

Arvin Models 450T and 451T used the same chassis. The 451 cabinet had additional trim and deluxe knobs and was available in Ivory, Willow Green, Sandalwood, and Ebony. The 450 cabinet was available in only Ivory or Walnut. Dimensions are approx. 11 inches long by 6¼ high by 5½ inches in depth. An AC-DC set, it receives only the Broadcast Band, and uses the following 7-pin miniature tubes: 12BE6 Mixer-oscillator, 12BA6 IF Amp, 12AT6 DET-AVC AF Amp, 50C5 Output and a 35W4 Rectifier.

## Day One

Disassembly was the first task to be fulfilled. The chassis was removed and the cabinet gingerly set aside for later. The tubes were removed from the chassis and tested, they all tested good. A thorough cleaning of the chassis with *Brasso* metal polish followed by a complete visual inspection underneath the chassis revealed no obvious shorts, damaged or failed components. With the tubes reinserted in their proper locations, the chassis was plugged into an isolation transformer and cautiously turned on. Several moments later there was a loud hum from the speaker, probably bad filter capacitors. The set was unplugged while a schematic was sought out.

Returning *armed* with a Rider's schematic, the filter capacitors were located underneath the chassis. Being a 3-section unit, it would be replaced with three separate capacitors, one 40uf and two 20uf, all three are 150V capacitors, with a common ground. The schematic made hooking up the capacitors to the proper wires

quite simple. The Volume Control / On-Off switch was cleaned with *Tuner Cleaner & Lubricant* and a new #47 Dial light installed. The set was repowered up, and after a little warm-up time, it came to life, and it sounded really good. The set was left to play continuously for about three hours nonstop with no signs of signal or volume fading. Pleased with the results, the set was turned off for the evening.

### Day Two

The next task was to clean the bakelite cabinet, which exhibited a dull, dirty looking haze. This would involve three different steps and lots of work.

The first step was to clean the cabinet with paint thinner and a soft rag with elbow grease to remove the top layer of dirt and grime. This was repeated two more times, and then left to dry for about 15 minutes.

The second step involved deep-cleaning the case. Fellow CRC member, Merril Campbell, has shown us his excellent results using *Brasso* as a cleaner on bakelite. There are numerous other cleaners that work equally as well.<sup>1</sup> Whatever used is one's own personal preference, however be careful not to use abrasives. The cleaner was liberally applied to the case and allowed to sit a few


minutes. Then the cleaner was wiped off with a very soft paper towel (*Kleenex* brand works well). Toothpicks, Q-Tips, and old toothbrushes work well for cleaning grooves, edges and louvers. This step was repeated four times on this cabinet, with noticeable improvement each time.

The final step definitely is worth the extra effort it involves. A thin layer of *Kiwi Neutral Shoe Polish* is applied to a three inch square section of the cabinet. The polish is then melted into the surface of the case using a hand-held hair dryer. Using a clean, soft rag or towel, the section is hand-buffed until all the polish is removed and the section shines. Another section was worked on until the entire cabinet was finished. A second coat of polish was applied. The results were incredible, the cabinet looked like new.


The chassis was carefully installed into the *new* cabinet, and the knobs were installed. The finished radio was proudly put on display. It had turned out to be a fun, simple, quick and rewarding project.

---

1. Please refer to Mark Gibson's website review on page 11 of this issue. Pay particular attention to the CABINET RESTORATION Forum for more tips on cleaning and polishing bakelite. -- Editor.



The finished chassis.



The finished project.

## *Collector Books for Sale*

Special CRC prices. Order at club meetings. Mail order shipments: add \$1.75 postage for each book ordered. Info/order: Charles Brett, 5980 Old Ranch Road, Colorado Springs 80908, (719) 495-8660, brett3729@aol.com. *VOIDS all other listings.*

|                                                                                                                           | <u>Retail</u> | <u>Club</u> |
|---------------------------------------------------------------------------------------------------------------------------|---------------|-------------|
| <b>RADIOS, (GENUINE PLASTIC) OF THE MID CENTURY</b><br>Jupp & Pina, hard bound, 219 pgs, 1998 PG, 450+ color pics         | \$39.95       | \$28.00     |
| <b>ANTIQUe RADIOS, COLLECTOR'S GUIDE - 4th EDITION</b><br>Bunis, 1997 values, revised & updated, new photos, 248 pgs      | \$18.95       | \$15.00     |
| <b>GUIDE TO OLD RADIOS, POINTERS... - 2nd EDITION</b><br>Johnson, 277 pgs, 1995-96 prices                                 | \$19.95       | \$15.00     |
| <b>ANTIQUe RADIO RESTORATION GUIDE - 3rd EDITION</b><br>Johnson, 144 pgs, repairing, refinishing, cleaning                | \$14.95       | \$12.00     |
| <b>RADIO, EVOLUTION OF THE - VOLUME ONE</b><br>227 pgs, 118 in color, More than 800 radios pictured, 1992                 | \$22.95       | \$18.00     |
| <b>RADIO, EVOLUTION OF THE - VOLUME TWO</b><br>226 pgs, Radios of the 1920s to 1960s, with 93-94 values                   | \$24.95       | \$19.00     |
| <b>TRANSISTOR RADIOS, COLLECTOR'S GUIDE VOL II</b><br>Bunis, 1996 prices, Full Color                                      | \$16.95       | \$13.00     |
| <b>ZENITH TRANSISTOR RADIOS, 1955-1965</b><br>Smith, 1998 PG, 160 pgs, 226 color pics, info, descr.                       | \$29.95       | \$22.00     |
| <b>THE ZENITH TRANS-OCEANIC (THE ROYALTY OF RADIOS)</b><br>Bryant and Cones, 160 pgs, 1995                                | \$29.95       | \$22.00     |
| <b>ZENITH RADIOS THE EARLY YEARS 1919-1936, Cones</b><br>1997-98 Price Guide, 223 pgs, 100's Photos, Desc., Hist.         | \$29.95       | \$22.00     |
| <b>RADIOS BY HALLICRAFTERS, revised 2nd edition</b><br>Dachis, 1999 values, 220 pgs, 1000+ pics, id's, history            | \$29.95       | \$22.00     |
| <b>CLASSIC TVS, PRE-WAR THRU 1950S</b><br>86 pgs, color & b/w pics, descriptions, etc.                                    | \$18.95       | \$15.00     |
| <b><u>Machine Age to Jet Age, Radiomania's Table Radio Guide 'III, '33-'62</u></b><br>Stein, 256 pgs, 100's of b/w photos | \$29.95       | \$24.50     |
| <b>TRANSISTOR RADIOS, 1954 TO 1969</b><br>Norman Smith, with prices, 160 pgs, 1000 photos, 1998                           | \$29.95       | \$22.00     |
| <b>PHILCO RADIO: 1928 - 1942</b><br>Ramires & Prosis, 160 pgs, 828 pics & drawings, 1993                                  | \$29.95       | \$22.00     |
| <b>RADIO AND TV PREMIUMS</b><br>Jim Harmon, 256 pgs, 200+ photos, 1997                                                    | \$24.95       | \$19.00     |

|                                                                                                             |         |         |
|-------------------------------------------------------------------------------------------------------------|---------|---------|
| <b>RADIO MANUFACTURES OF THE 1920'S VOL I</b><br>Alan Douglas, 225 pgs, 1988                                | \$24.95 | \$19.00 |
| <b>RADIO MANUFACTURES OF THE 1920'S VOL II</b><br>Alan Douglas, 266 pgs, 1989                               | \$29.95 | \$22.00 |
| <b>RADIO MANUFACTURES OF THE 1920'S VOL III</b><br>Alan Douglas, 285 pgs, 1991                              | \$29.95 | \$22.00 |
| <b>CRYSTAL CLEAR VOL 1</b><br>Maurice Sievers, 282 pgs, 1991                                                | \$29.95 | \$22.00 |
| <b>CRYSTAL CLEAR VOL 2</b><br>Maurice Sievers, 252 pgs, 1995                                                | \$29.95 | \$22.00 |
| <b>RADIO TUBES AND BOXES OF THE 1920'S</b><br>George A Fathauer, 112 pgs, 1999                              | \$26.95 | \$20.00 |
| <b>70 YEARS OF TUBES AND VALVES, 2ND EDITION</b><br>John Stokes, 264 pgs, 1997                              | \$29.95 | \$22.00 |
| <b>RADIO DIAGRAM SOURCEBOOK</b><br>Richard Gray, 264 pgs, 1996                                              | \$18.95 | \$15.00 |
| <b>THE RADIO COLLECTOR'S DIRECTORY AND PRICE GUIDE, 2ND ED.</b><br>Robert Grinder, 524 pgs, 1995            | \$26.95 | \$21.00 |
| <b>COLLECTOR'S GUIDE TO VINTAGE TELEVISION</b><br>Durbal & Glenn Bubenneimer, 200 pgs, 1999                 | \$15.95 | \$13.00 |
| <b>NOVELTY RADIOS, VOLUME 1</b><br>Marty Bunis & Robert Breed, 223 pgs, 1995                                | \$18.95 | \$15.00 |
| <b>NOVELTY RADIOS, VOLUME 2</b><br>Mary Bunis & Robert Breed, 199 pgs, 1999                                 | \$19.95 | \$15.00 |
| <b>COMPLETE PRICE GUIDE TO ANTIQUE RADIOS: PRE-WAR CONSOLES</b><br>Mark Stein, 235 pgs, 100's of b/w photos | \$29.95 | \$22.00 |
| <b>TUBE TESTERS AND CLASSIC ELECTRONIC TEST GEAR</b><br>Alan Douglas, 166 pgs, 2000                         | \$25.95 | \$19.50 |
| <b>COLLECTOR'S VACUUM TUBE HANDBOOK, VOLUME I</b><br>Robert T. Millard, 196 pgs, 2001                       | \$25.95 | \$19.50 |
| <b>THE PLATING MAN'S ELECTROPLATING MANUAL, 2ND EDITION</b><br>Don Culver, 38 pgs, 2000                     | -----   | \$10.00 |
| <b>TUBE DATA ON CD ROM</b><br>Holm, 27,000+ tubes, for Windows 95/98                                        | \$39.95 | \$28.00 |
| <b>SILVERTONE ANTIQUE RADIOS 1930 - 1942</b><br>Stein, 239 pgs, 2001                                        | \$34.95 | \$25.50 |
| <b>ANTIQUE RADIOS COLLECTOR'S GUIDE 5th EDITION</b><br>John Slusser, 264 pgs, 2001                          | \$19.95 | \$15.00 |



|                                                                   |         |         |
|-------------------------------------------------------------------|---------|---------|
| <b>CLASSIC CONES</b><br>Chidester                                 | \$25.95 | \$19.50 |
| <b>TUBE LORE</b><br>Siblay                                        | \$29.00 | \$15.00 |
| <b>ARTHUR COLLINS</b><br>Ben Stearns                              | -----   | \$14.00 |
| <b>MACHINE AGE TO JET AGE - VOLUME I</b><br>Stein, 256 Pgs, 1998  | \$24.95 | \$21.00 |
| <b>MACHINE AGE TO JET AGE - VOLUME II</b><br>Stein, 358 Pgs, 1997 | \$28.95 | \$23.00 |
| <b>U.S. SCOUT COLLECTABLES</b><br>George Cubaj, 323 Pgs, 1999     | \$24.95 | \$19.00 |



**Hamfest**  
Saturday June 1, 2002 8:00 AM  
Lewis-Palmer High School, 1300 Higby Rd. Monument, CO  
**CRC Club Banner will be in attendance!**

## **LATE NEWS FLASH....**

### **FOR SALE:**

**What:** A very LARGE assortment of transmitting and receiving tubes.

**When:** At the May CRC meeting.

**Complete details at the meeting.**

# "The Open Trunk" Classified Advertisements

◆ See IFC for ad details ◆

FOR SALE: Reproduction Philco Cathedral cabinet parts. Front panels, rear arches, bottom moldings. Grandfather clock finials, colonial clock top trim and finials. Reproduction 90, 70 and 20 (std) cabinets. Other needs such as other style moldings from your sample. Inquire. **Dick Oliver**, Antique Radio Svc., 28604 Schwalm Dr., Elkhart IN 46517. (219) 522-4516

WANTED: The female power (battery) plug for a Kemper portable K-52. Similar to octal except has 7 pins and two round locating pins (edge and center). w Knobs for a Crosley 601 bandbox.

**Mark McKeown**, (303) 278-3908  
mmckeown@tde.com

WANTED: Stewart-Warner model R-123 chassis, used in receiver models 1231 to 1239 (see Riders volume 6 page 6-2 for picture of chassis). w Chassis for AK 217, and Majestic 371.

**Jerry Tynan**, (303) 642-0553  
jtynan@worldnet.att.net

WANTED: GE clock radios, models 935 & 936. **Tom Kelley**, 971-1/2 Pleasant St., Boulder, CO 80302 (303) 444-1837

WANTED: White or beige knobs for a GE 401, 410 or 411. They look like the smaller size of Reese's Peanut Butter Cups.

**Mark Gibson** Loveland, CO (970) 593-3032, mark\_gibson@hp.com

FOR SALE: Copper Rod, several diameters available to make your own soldering iron tips (or I can for you). w Radio repair and restoration service. **David Boyle**, 1058 Colt Cir., Castle Rock, CO 80104 (303) 681-3258

WANTED: Novelty **tube** radios, such as books, horses, lamps houses, kegs etc. **Ray Windrix**, 617 N. Murray Bl., Colorado Springs CO 80915, (719) 597-5098 or (719) 596-7196

WANTED: Old horn speaker parts, drivers and incomplete units. Also, old light bulbs with tip and good filaments. **Charles Combs**, 508 E. Daniel St., Albany MO 64402 phone/fax (660) 726-3038

WANTED: Old Radio magazines for my research library in Antique Radio. Need pubs like Radio Design, Radio Age, and Radio Craft -1920's thru 1940's. Will provide home, or purchase singles or full sets at a fair price. Also interested in publications from various companies; Aerovox,

RCA, Sylvania, Bell Labs, etc. Likewise, need old test equipment literature and manuals. **Charles Brett** 5980 Old Ranch Rd., Colorado Springs CO 80908 (303) 495-8660

-----

WANTED: Novelty radios: Mountain Dew - BB-92 w Mr. & Mrs. "T" BB-106 w Shell - Breed 296 w Coke - Breed 387 w Coke - Breed 388 w Slot Machine - Breed 435 w Light Bulb - Breed 494

**Ron Smith**, 145 Carr St., Lakewood CO 80226, (303) 274-7522

-----

WANTED: "Heavy metal" radios, accessories & literature. Communications gear from manufacturers such as Hallicrafters, Hammarlund, Collins, National, etc. Also Allied Radio/Knight-Kits and anything related to telegraphy. Cash or trade. **Robert Baumann** 303-988-2089 [rgbdenver@att.net](mailto:rgbdenver@att.net).

-----

FOR SALE: 2 TRF radios - brands unknown. One is complete and in very good condition, the other is missing the top but otherwise appears complete. Both for \$120. **Bob Schineller**, (303) 682-1749 [rgschin@aol.com](mailto:rgschin@aol.com)

-----

WANTED: Hoffman Nugget pencil tube pocket radio w Japanese WWII morale receiver. Will pay your price. **John A. Miner**, (303) 759-9152 [hohum@qwest.net](mailto:hohum@qwest.net)

-----

WANTED: KLH model 8 receiver with or without the matching

speaker. w Parts for 1934 Zenith 880 console (835, 880, 881 parts will work): dial glass, black Z pointer, knobs (round wood, no Z), 5 tube shields. w Also, plastic dial strip (with frequency) for Philco 89 and 19 with separate shortwave band (late version) **William Hinkley** at (303) 730-8539, [philcobill@aol.com](mailto:philcobill@aol.com).

-----

FOR SALE: Zenith console cabinet only, 10S669, faux finish bad, wood ok, \$25

WANTED: parts for 1934 Zenith 880 console (or 835, 880, 881); dial glass, black Z pointer, knobs (round wood, without the Z), tube shields (5). Also need plastic dial strip (with frequency) for Philco 89 and 19 with separate shortwave band (late version). **Dan Busetti**, (719)473-2443, [menwagoh@msn.com](mailto:menwagoh@msn.com)

-----

WANTED: Super Heterodyne radios (any condition), literature, books, and parts prior to 1930. Writing a book on the subject. Thanks!

**Rick Ammon**, 2518 Wyandotte Drive, Fort Collins, CO 80526-1462, or "oldradios2@attbi.com" or 970/221-4001.

-----

WANTED: Amateur (ham) transmitters by Aero Products, Globe (WRL), Gross, Harvey Radio Labs, Leeds, Stancor, Thordarson, Utah. **Mark B. Dittmar**, 8651 W. 95th Dr, Westminster CO, email: [dittmar@bwn.net](mailto:dittmar@bwn.net), (303) 403 0669

*Colorado Radio Collectors  
Antique Radio Club*

417 South Queen Cir.  
Lakewood, CO 80226



**FIRST CLASS**

The May meeting will be held on Sunday the 19th at 1:00pm, at the  
Museum of the Americas, 863 Santa Fe (between 8th & 9th Ave's.)