


The

FLASH!!

An Official Journal Published For Radio/TV Collectors

Dedicated to the Preservation and Documentation of Wireless, Radio, Television and Associated Equipment

Volume 6 November ☺ December 1995 Issue 6



In This Issue...

**CRC AND NARC ANNUAL AUCTION RESULTS • BELMAR SHOW OPENS!
REPAIRING AUDIO TRANSFORMERS • MEET THE COLLECTOR**

Official Journal of the
*Mountians N' Plains Radio
Collector's Association*

Dedicated to the preservation and understanding of wireless,
through the united efforts of organizations throughout the Rocky
Mountain region and the Great Plains.

Volume 6, Issue 6

November/December 1995

TABLE OF CONTENTS

Credits, About the Cover and Publishing Deadlines	2
Colorado Radio Collectors Antique Radio Club Column	3
• President's Message	4
• "Return With Us Now" Opens it's Doors in Denver	5
• The CRC Annuual September auction results	7
Nebraska Antique Radio Club Collectors Column	11
• President's Message	12
• Secretary/Treasurer's Report	13
• The NARCC September auction	14
Rebuilding Interstage Audio Transformers	16
Keeping those old battery sets humming - by Dave Gonshor	
Meet the Collectors	18
Meet Johnny Johnson - by Geoff Campbell	
The Open Trunk - Want Ads and For Sale Items	Back

ABOUT THE COVER

"SOLD!" That's what the auctioneer, at the CRC September 1995 auction, is saying as CRC member Bruce Young holds up another fast selling radio at this year's very successful auction.

FLASH!! PUBLISHING DEADLINE NOTES

It's the intention of this Editor to mail our journal bi-monthly just prior to the 2nd Sunday of the issue month. Articles about, and pictures of your treasures, are welcomed as are **Want/4-Sale** ads and any letters or comments about our hobby. All material used are the copyrighted (C) property of the **Colorado Radio Collectors**.

Your Editor will put together articles about your best finds, restoration and electrical repair techniques, and/or your recollections and stories about radio. Just provide the information in any form... and we'll put it together. Our club will succeed when we all share!

◆ ARTICLE SUBMISSION DEADLINES DATES ◆

The 1st of Feb, Apr, Jun, Aug, Oct, Dec
(to allow timely mailing in the following month)

◆ Copyright 1995 ◆
◆ Coloradio Radio Collectors ◆
◆ All Rights Reserved ◆

Thanks to the
Press Works for
printing the FLASH!!
(303) 428-8600

Thanks to this month's Flash contributors!

**Geoff Campbell, Dave Gonshor, Bob Jensen,
Dick Hagrman, Steve Morton, Larry Weide**

Colorado Radio Collectors Antique Radio Club

Founded October 1988

Dedicated to the Preservation and Documentation of
Wireless, Radio, Television and Associated equipment

MEETING LOCATION

Unless otherwise noted in this Journal, meetings are held on the second Sunday of every other month starting in January (except: 3rd Sunday in May) at 1:00PM at the **Wazee Electric** building, Community Room, 2020 West Barberrry place, Denver. Exit at 8th Ave. to the east side of I-25. A swapmeet follows

C.R.C. OFFICERS

President:

Larry Weide
Englewood (303) 758-8382

Vice President:

Dave Boyle
Littleton (303) 979-5403

Treasurer:

Bob Cofer
Denver (303) 861-8454

**ALL DUES
\$12.00
ANNUALLY**

(Joining dues prorated to June 1)

**Bob Cofer
P.O.Box 200632
Denver, CO 80220-0632**

**WANT ADS
and
ARTICLES**

Should be directed to;

**Larry Weide
5270 E. Nassau Cir.
Englewood, CO 80110**

ON THE AIR

So much to do, so little time

Larry Weide, C.R.C. President

This month we're really starting off with a bang. First of all you've got to break in a new President - me! Secondly, you probably know that Rick Ammon regretfully needs to give up the publishing of the Flash. This means that figuratively (and literally) we've got some pretty big shoes to fill. When you add to this the fact that the planning, organization and execution of our yearly regular activities take up so much time and energy of so few people, perhaps you will agree with me that the time has come for some changes. Namely, we need to distribute these responsibilities to include more people, and we're *sorely* in need of "new blood". So, at our November meeting, I will be proposing the following;

- That we create a new club officer known as the Flash Managing Editor, and that we create an editing staff in order to distribute the effort required to produce this publication.
- That we appoint the events manager (the officer position that was created when we developed our by-laws) so that we can better organize and distribute the year's work.

Let's get the job done and have a great year! - Larry

Try **REYNOLDS RADIO** Service from **DENVER**

(Old)
9 ZAF

GREBE
KENNEDY
CLAPP-EASTHAM
MAGNAVOX
REMLER

A Complete Service Prompt Shipments

Mid-West's Largest
WIRELESS
Supply House

(New)
KLZ

FEDERAL
DeFOREST
WESTINGHOUSE
ARKAY
BRACH Lightning
Arresters

REYNOLDS RADIO CO., Inc. 613 19th STREET
DENVER, COLORADO
DISTRIBUTORS -Dealers, Write for Proposition

The Belmar Broadcasting Show Opens!

By Larry Weide, CRC President

Yes! Finally, after two years of planning, a trial display and lots of hard work by a lot of people, the "Return With Us Now, the Sights and Sounds of Early 20th Century Broadcasting" show has opened. On Tuesday, September the 19th, Mayor Linda Morton of Lakewood officially began the show's six month run by reading "the proclamation" and cutting "the ribbon".


Win Ferrill, Belmar's Curator of Exhibits, has organized the exhibit into three areas. First is the main display of the radios that were so generously loaned by the following C.R.C. members;

Dave Boyle	Leamon Brooks
Dick Hagrman	Johnny Johnson
Riggs Smith	Bob Stutzman
Jerry Tynan	Daver Wanner
Larry Weide	Barney Wooters

The radios are artfully arranged by age, with appropriate placards, behind protective windows of a 25' long tiered display case. Along the back of the case there are art-deco designs and interesting time-line notations. There are three listening stations, along the front of the display, where you can hear the programs of the various eras through handsets.

The next area contains exhibits of equipment that was used in early radio stations, including a shelf of sound effects items that you are encouraged to try. The equipment comes from KLZ - Denver's first radio station.

The last area is a typical late 1930's living room scenario, complete with period furniture, console radio, floor coverings and even a mother and her infant dressed in clothes of the era. They are listening to the news of the day which you can also hear.



Mayor Linda Morton cutting the ribbon along with Rick Crandall and yours

Opening night was particularly special because we coordinated it with the Radio Historical Association of Colorado who used this event to celebrate their 20th anniversary meeting with a production of a live radio drama. Dick and Maleta King, of the RHAC, brought in actual radio actors of the era including Dick Beals (the voice of "Speedy Alkaseltzer"), Hal Stone and Sam Edwards. The local folks who were players included the likes of Pete Smyth, John Rayburn and our own Rick Crandall of KEZW. RHAC members David Gatch and John Licht were also part of the cast.

They produced an episode of the 1935 program "Light on the West", originally sponsored by the Public Service Company, that included sound effects and music. This was a story about the first territorial Governor of Colorado - John Gilpin. As soon as the first of two duplicate presentations was completed, the tape was rushed to the KEZW studios and played over the air.

Elizabeth Nosek, the Curator of Events, has planned monthly programs

to keep the interest in the exhibit at the highest level. These programs, some of which will have audiences and be broadcasted, will include; a trivia contest between Rick Crandall and Dave Smith - the 40's music experts, the KEZW Christmas special, a crystal set class for kids and their parents and radio/TV station tours.

In order to give museum visitors information that they can take away with them, a very informative gallery guide has been produced with high quality pictures and descriptions of all the radios, articles on the history of broadcasting and radios, both in the USA and Denver, and even information on how to generally determine a radio's age -- including a chart of the 1st patent number of every year from 1836 to 1987. The guide is available at the Belpar Village museum gift shop and at regular CRC meetings for \$4.00. Or, you can order it through the mail for \$5.00 post paid. Send cash check or money order to the "C.R.C." at the return address on the back cover of this issue of the FLASH.



The cast as they're performing the "Light On The West" live radio drama

COLORADO RADIO COLLECTORS ANTIQUE RADIO CLUB 1995 AUCTION REPORT

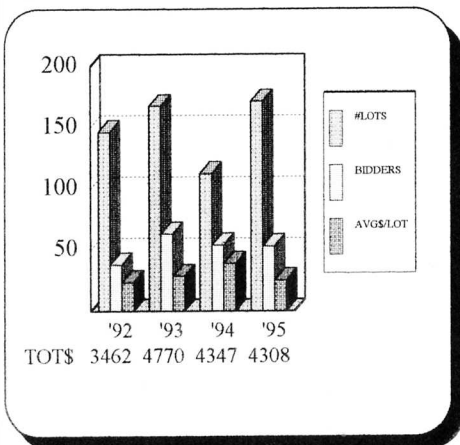
By Dick Hagrman - C.R.C. Member

The C.R.C held it's fourth annual auction at the September meeting. As the hammer went down for the final item, we had auctioned 171 lots for a total gross of just over \$4,300. Some folks had donated items to the C.R.C for the auction and thus the bottom

this in fact the case. Prior auctions have seen items like a Radolia III, a Scott Imperial, an AK 55 Kiel, a Kolster and a Grebe just to name a few.

In an effort to improve the overall quality of our auction we might consider the following; As you find radios during the year, which you don't want or need, ask yourself this question, "Is this a candidate for the auction?". You could be helping a fellow collector and you might make a few dollars for yourself.

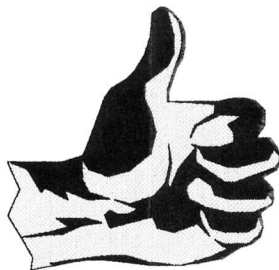
As the '95 auction organizer, I would like to take this opportunity to thank those of you who helped with the setup and assisted with this year's event. Thanks again for a job well done!



line to us was about \$500 in commissions and donations.


This prompted me to go back and look at the previous three auctions and compare results.

So, as you can see, the lot count went up this year and the average \$ per lot value went down. This would lead you to believe that the quality of auction items has gone down. Further review of the data from previous years indicates that





As Rick Ammon would say, "Rows and rows of radios!"



Experienced auctionee's doing their part to maintain decorum

COLORADO RADIO COLLECTORS ANTIQUE RADIO CLUB

ANNUAL SEPTEMBER AUCTION - 1995 RESULTS

Legend: (price)B=Buy Back, CO=Console, PL=Plastic, BA=Bakelite

DESCRIPTION	PRICE	DESCRIPTION	PRICE
Mohawk Pyrronic Spkr.	35	Londale TA	6
Zenith 6G601 PO	12.5	Knight AM Tuner	3
Westinghouse WR23 TO	65	Knight Amplifier	3
Philco 37-62 TA	35	HP Voltmeter	5
Espy 581	20	Knight AM/FM Tuner	1
G.E. H51 CO	85	Misc parts	5
Zenith 10S567 CO	125	Zenith Clock radio	1
Airline 62313 CO	90	Suitcase Parts	15
RCA 106 Speaker	40	Roberts tape deck	5
Majestic TA	20	Telefunken Adagio	25
Misc tubes, parts	10	Newcomb Phonograph	9
Zenith G615 PL	15	Lampkin Freq Meter	1
Philco 48-250 PL	10	RCA stratoworld	13
Voltmeters	7	Digital Temp Meter	1
Philco 49-506 WO	17	3 Big Coils	4
Cromwell TA BA	7	Misc Var Caps	7
Arvin 622A TA	21	Samsung B/W TV	1
Lyric TA	8	RCA Portable Phono	1
Airline 62-256 TA	30	Gerrold Sweep Gen	9
Airline WG-24 TA	40	Philco AM/FM Chassis	1
Airline 84BR1508 TA	32.5	Amp Chassis	1
Airline TA	30	Waveform Gen. Homemade	1
Zenith 5D610 TA	18	Cabinet wood	0.25
Ace Type 5 TA	80	RCA AM Phono	2
RCA T64 TA	47.5	Kolster K48 Loboy	14
Atwater Kent 30 TAS	65	Workwrite Battery Set	40
G.E. 430 TA	9	RCA Stratoworld	30
Simplex Midget TA	40	Brunswick 5KR TA WO	50
Silvertone TA	17	Atwater Kent 55 CO	85
Arvin 664 TA	15	Radiola 17 TA	50
Philco 38-12 TA	30	Homebrew Battery set	30
RCA 9X561 TA	15	Gilfillan GN5 battery set	40
Crosley 11-106U TA	25	Majestic 50 TA	45
Kolster 6D	50	Crosley Dynacoil Spkr	34
Philco 60 CA	65	Radiola 100A Speaker	20
Philco 50 CA	77.5	Tectronics SqrWave Gen	1
Zenith 10S464 CO	75	Variometers	14
Sparton 517 TO	75	Majestic 30 TA	17
Packard Bell WO	25	Philco 46-350 Portable	5
Magnavox 32NF Chairside	42.5	Philco 46-350 Portable	6
Regency DR-155A HBoy	3	RCA 9-Y-510 TA	5

DESCRIPTION	PRICE	DESCRIPTION	PRICE
Philco 40-180 CO	20	Zenith TO	70
Zenith 10S464 CO	30	Arvin bronze TA	32.5
Zenith 8S661 CO	50	Majetic 4706 TA	11
Peerless Speaker	27	Philco 37-610 TO	65
(2) Silvtne TO, WO TA	50	A.K. TO	115
Misc radios	9	Noma PL clock radio	11
Misc transistor radios	10	RCA 75X11 TA	5
(3) radios plastic	13	G.E. E7L TO	65
Rockola Amp	50B	Philco 37-60 CA	90
Crosley CO	5	Unknown 910 TA	20
Senora PL	50B	Mitchel clock radio	40
Smokerette radio	130	Bulova clock radio	2
Philco 20	65	Silvertone PL	20
Airline TA WO	45	Philco 49-500 TA	16
Crosley TA	12	Silvertone PL	2
Coronado PL	7	Philco transitone	2
Grunow WO TO	30	G.E. G13 PL	1
Antenna - Radiola	35	Arvin transistor	2
Atwater Kent 20-	85B	Westinghouse	2
Atwater Kent manual	15B	Emerson maroon	1
Crosley clock radio	60	Silvertone 4308	30
Airline PL	50B	Packard Bell PL	1
RCA TA battery set	26	Airline green PL	8
Crosley Tridyn batter	75B	Zenith M512C	1
Freshman Masterpiece	75B	Airline red	4
Crosley WO TA	6	Capehart	11
110v > 1.5 converter	16	Telechron	17.5
Variac 5A with meters	35	Grantline	4
Automatic 613X TA WO	30	RCA Y552	10
RCA 75X15 TA BA	17	Sonora RBO176	15
Airline 54BR-1506 TA	11	RCA AM/FM	1
Emerson 541 WO TA	5	Sentinel 1948	30
Zenith H725Z1 TA BA	5	Detrola 1946	5
Bulova 100 PL clock	2	AEG WO TA	30
Zenith 8C01 TA WO	7	Airline TA	35
Motorola 5C TA clock	5	Revere 400 portable	25
Emud Multiband radio	20	Misc transistor radios	25
QST's 1946-47	19	Gould 30Mhz DC scope	65
RCA Radiola CO	50	(2) meters	10
Supertone TO	40	Philco 40-140 TA WO	40
Crosley 125 CA	60		
Motorola 65X14BA TA	3		
Silvertone chrome	37.5		
Air King 4603 TA	10		
Hoffmann TA	10		
Silvertone "magazine rack"	105		
G.E. J62 WO TA	90		
Arvin gold TA	25		

NEBRASKA ANTIQUE RADIO COLLECTORS CLUB

N.A.R.C.C. OFFICERS

President:

Bob Jensen

Alliance (308) 758-8382

Secretary/Treasurer:

Steve Morton

North Platte

WANT ADS and ARTICLES

Should be directed to;

Steve Morton
905 West First
North Platte NE 69101

DEADLINE NOTES

It's the intention of this Editor to mail our bi-monthly journal just prior to the 2nd Sunday of the issue month. Articles about, and pictures of your treasures, are welcomed as are **Want/4-Sale** ads and any letters or comments about our hobby. Just provide a handful of information in any form... and we'll put it together. Article deadline is the 1st of the month preceding mailing month. Our club will succeed when we all share!

ALL DUES

\$12.00

ANNUALLY

Mail to:

Steve Morton

905 West First

North Platte NE 69101

Nebraska Antique Radio Collectors Club

President's Column

by Bob Jensen

The snow will soon be flying and thoughts will be turning from collecting and restoring radios to listening to football and basketball games on them. With the winter weather approaching the NARCC will begin its hibernation until the spring thaw. This break in the meetings should give everyone ample time to work with their collections.

The auction this year was both good and bad. We had a lot of tubes and components, but not as many radios as we have had in previous years. Thanks goes out to Dave Holesovsky, Will Jensby and Gary Reiss for bringing the pickup and trailer loads of goodies for the auction. Thanks also goes out to Larry Iwan for bringing the group of horn speakers to the event.

A big thanks goes out to Lavern Clark for acquiring the Activity center to hold the auction and for the clean-up the following day. Thanks also goes out to Auctioneer Gary Reiss for making nearly all of the items change hands in a three hour period . This year a big thank you is in order for the Morton family, Steve for being the auctioneer clerk, Marilyn for the great (and sometimes thankless) job as bookkeeper and to Liz and her friend Jessica Mahaffey for operating the snack bar.

Thanks also to Randy and Sue Buss for the hospitality hour after the auction, the food and radio talk add to the enjoyment of the day. Thanks is also extended to all of the people involved in the set-up and clean-up. Without this help the auction would not have gotten off the ground.

On Sunday, October first, the FOX cable channel had a program about a radio collector that was interesting in the fact of the variety of radios and related items that were displayed. The radios ranged from Atwater Kent breadboards to a Zenith "Walton" set. Many articles of the early years of broadcasting were also shown such as sound effect boxes and early microphones. It is good to see the hobby get a little exposure to the rest of the country, this might keep a few more old radios out of the landfills.

I hope the winter months provide you with enough time to enjoy your hobby.

See Ya In The Spring! - Bob

From the Desk of the Secretary

by Steve Morton, NARCC Secretary-Treasurer

The 5th annual auction was held September 16. There was a good turn out but a real scarcity of good old sets. We did have an abundance of parts and tubes, tubes and more tubes. Total sales were \$1804.50. The club realized \$90.22 from commissions, \$60 from new memberships, \$5 sale of hats, and \$18.50 from the snack bar. This will be a great help in seeing us through the new year.

There is a meeting scheduled for Sunday the 15th of October at the KRVN radio studios in Lexington. The studios are just across the street from the Fair Grounds and I.B.P. just off the interstate. The meeting starts at 1:00 after the show and tell or open trunk swap session. This will conclude the formal meets until the spring thaw.

◆ THE 1996 DUES OF \$12 ARE DUE AND PAYABLE



A special thanks to Gary Reiss for auctioneering, Lavern Clark for the site preparation and everyone who helped clean up the leftovers. Also, a special thanks to Randy Buss, Fred Bantin, Steve Morton, Bob Jensen, Lavern Clark and Howard Lahman for their immoderate spending.

Thank you all for making this a success.

Steve Morton Secretary-Treasurer

1995 NARCC AUCTION REPORT

by Bob Jensen, NARC President

The following listing is the highlights of the NARCC auction held September 16th 1995 at the Harmon Park Activity center in Kearney Nebraska. Due to the great amount of smaller items, everything cannot be listed at this time.

RADIOS:

Airline (table)	6
Coronado 48-8353-	6
Crosley 56TA	8
Crosley (table)	9
Delco 6010	5
Emerson 510A	10
General Electric 7-4111	10
General Television 27C5	11
General Television	5
Majestic 4075	10
Motorola 5A7A	6
Musicaire 5015	5
RCA Radiola III	25
RCA 1X56	7
Sears Com/Trek 18	5
Sparton 6CL66	7
Western Packette	40
Zenith A600	100
Zenith H612W	15
Zenith H615	10
Zenith 4B422	7
Zenith (table)	6

TELEVISIONS:

Philco Predicta AC98748	250
RCA T100	3

TUBES:

01A Lot of 4	24
01A Lot of 4	25
01A Lot of 4	19
01A Lot of 4	20
01A Lot of 7	42
01A Lot of 2	11
01A & 2 71A	10
27 blue Lot of 2	8
45 Lot of 4	28
47 Lot of 2	5
50 Lot of 2	25
6E5 Lot of 2	14
Box of assorted tubes	7
Lot of 20 Tubes-	12



TEST EQUIPMENT:

B&K Radio Analyst 960	15
EICO 625 tube tester	34
Heathkit OS-5 oscilloscope	6
Micronta FET VOM 22-206	5
SECO tube tester	7.50

MISCELLANEOUS:

Atwater Kent "R" horn	7
Box of tube sockets	9
Box of transformers	6
Box of cloth covered wire-	6
Box of headphones	15

Box of radio coils	15	Repro AK "L" horn	
Box of rheostats	9	speaker driver base	23
Box of transformers	9	Repro AK "H" horn	
Lot of Photofacts		speaker driver base	21
volumes 1 to 200	15		



Interstage Audio Transformer Repair

By Dave Gonshor, CRC Member

Even for the novice, 1920's battery sets can be easy to get going, once power supply problems have been solved. A previous article, in the March '95 issue of the Flash, discussed the use of modern batteries for power. Kits or assembled power units are also readily available. Repair of battery sets generally consists of checking the wiring (many times they were tinkered with by a previous owner -- probably to see if he could soup it up to get performance like a newer set?), cleaning contacts and repairing the filament rheostat. By far the most common and troublesome problem with battery sets, in my experience, is the interstage audio transformers. In a typical five tube tuned rf set, there are two interstage audio transformers: one between the detector and first audio stages, and the other between the first audio and the second audio stages. It's not unusual for one of the two transformers to have an open winding. Most commonly I have found the primary sides which have +B across them to be open, but either the primary or secondary windings are subject to failure. The main failure mechanism seems to be corrosion of the connection of the output leads to the very fine winding wire. How can these be fixed?

Some have advocated zapping the open winding with high voltage (on the order of 100 volts), but my experience with this is limited. I have one transformer that I have successfully repaired this way and it is still working. Others say it is a temporary solution, as

the original cause of the open circuit will continue to work to undo the repair. In any event, if this process fails, then what? It is possible to convert from a transformer coupled interstage to a resistor-capacitor coupled interstage. However, I don't recommend this for two big reasons: originality and performance. Performance will suffer with a RC coupled stage, because the transformer actually provides gain due to the step-up effect of the turns ratio. This loss of gain can not be tolerated in a battery set because performance is usually marginal anyway. The originality reason is self explanatory. The best thing to do is to restore the transformer to operating condition.

If you're lucky, you can find the break in the connection on the outer surface of the winding doughnut -- if that happens to be the winding that has failed. Peel the paper overwrap back and follow the heavier lead wire until you see the splice to the fine winding wire. As I said before, this is often where the problem is. Using typical surgeon skills, which most of us have (not!), reconnect the wires by removing the varnish from the winding wire and re-solder. If this doesn't work, or if the broken connection is on an inner connection, then the winding will have to be replaced. These coils can be rewound, but this is beyond most of us because you are working with 40 AWG wire (finer than human hair!) of at least a mile long. A better way to go is to buy a replacement winding from

Antique Electric Supply. These come with a center tapped secondary so they can be used in a push-pull output stage. For non push-pull operation, just don't use the center tap. The only trouble is that AES's one coil offering is limited to a one-half inch core opening. This happens to fit most, but not all, audio transformers. Begin by removing the iron core lamination pieces of your bad transformer one at a time. Then, with the new coil in place, reverse the process. It's really easier than you might think, just a little time consuming. What do you do if the core lamination stack dimensions won't accept the opening window of the new coil? What works exceedingly well is to use a miniature transformer that can be concealed within the original one. This

requires the center leg of the iron core to be cut out, one slat at a time. This leaves a hole in the center, where the new miniature transformer fits within the old iron core and clam shell covers of the original transformer. This miniature transformer, available only from Gary Schneider at Play Things of Past, has a high permeability core and gives excellent performance for a tiny transformer. It can fit inside most any original transformer, so the repair is invisible from the outside.

Good luck getting those audio transformers going again! It can be rewarding to repair and play the old battery sets. Some of them actually play quite well.

Radio News, July 1922

WANTED !
ADDITIONAL LIVE AGENTS AND DEALERS
TO ADD MORE NAMES TO THE
500,000 Persons Who Have Enjoyed the Won-
derfully Illustrated Book

The
A.B.C. of
RADIO 25c.

At All Stores and Newsstands or from the Publisher
MARTIN H. RAY, 165 Broadway, New York
Free Advice as to Equipment Given Purchasers of Book

Dead agents and dealers need not apply [Ed.]

Meet the Collectors

"Johnny Johnson"

Text and Pictures by Geoff Campbell, CRC Member

A visit to Johnny and Myke's new house is a real treat. The whole lower floor of the house is filled with collectibles; most of them radios. Other occupants of the rooms are toy robots, jukeboxes, pinball machines, a gumball machine full of trinkets, and 50's era furniture and lamps. Johnny admits "I've always collected something!"

The radio collection ranges from unique and stylish manufacturer's experiments to beautiful designer pieces, chairside furniture radios and the always interesting novelty and children's radios. A few children's radios show Disney cartoon character themes and are quite rare and in excellent original condition. Pictured with Bas

Relief type characters, one reminds us of the Three Little Pigs and two others show similar carvings of Snow White and the Seven Dwarves. The Three Little Pigs character reliefs look like Grimm's Fairy Tales caricatures. Johnny says the Three Little Pigs radioset sold for \$8. in 1933. He purchased the Snow White radio at the collectors show this past summer. A friend spotted it and called Johnny; he hurried down to the show to find it, "...it was a miracle, it was still there..." Other themes in relief radiosets are similar ones from the Worlds Fair expositions: New York, 1939 and San Francisco 19___. There are also identical radiosets from Wards depicting the Lone Ranger and




Rudolph the Red Nosed Reindeer. Another plastic novelty perched on the shelf is a "soda master" pop dispenser with Pepsi brands soft drink logos on it.

Among the many metal and plastic treasures are the mysterious catalins of many colors. They can be distinguished from plastic cabinet sets by feel; the wall thickness is quite thin on the "tinny" plastic ones. Johnny says catalins get a wonderful glassy finish when they are polished.

Some of the radios on the east wall are mirrored radios, one that catches my eye has a rounded blue mirror face, the Bluebird from 1935. Another one with a glass and framework enclosure is a blue and white house shape that reminds us of stained glass construction. This model is a rare item from the 1933 world's fair known as a Radio Glow. It was sold in other color schemes and glows when illuminated from inside. Johnny bought this one as an empty box; he found the correct chassis for it years later. One curiosity is a GE miniature set made with "beetle" plastic. It looks like grey marble with black accent veins running through it.

It seemed like just days after his release from four years of duty in the Air Force as a B-52 mechanic. Johnny got his start in radio



collecting in a thrift store 25 years ago. The adventure began with buying one Grunow console radio for \$19. Every other day he and his wife would go shopping for radios and had amassed lot of \$3 treasures. By 1975 he had met other collectors and was introduced to the grand scale and caliber of radiosets. He then learned to find good material and began to really spend money on higher quality items he hadn't previously encountered.

Johnny works at his hobby as most of us would also hope to do. His present occupation is collecting, repairing, and dealing in our hobby: radios from the 1930's. It must be more enjoyable

than the electrician work he left behind in 1987. He says he has the best working hours now.

Johnny was one of the original members of Rocky Mountain Wireless club. It lasted through 1987 when it dwindled to less than 10 people meeting at the SWS bank. Even though he was frequently out of town, Johnny kept in touch with other local collectors. He joined the new CRC at its birth and has attended shows and been a habitual participant at club and collector events. He is puzzled as to why most members of the older club are not part of the new organization.

The collector and antique markets are difficult targets to aim for and Johnny does well enough to get in and out of the traffic. He travels to Chicago every year and to shows locally and to California. Johnny buys enough radios and miscellaneous collectibles to keep busy through the winter. He still goes to flea markets and shows but finds that the pickings are slim compared to years ago, before the 100's of collector books flooded the country. Travelling back east he has run into thousands of buyers and has to compete for what few

Zeniths he can find. The shows at the Coliseum in October are a good gamble both for selling and



buying. Johnny says that some bakelite and steel radios are not as popular as in the past; the Philco Boomerang must have saturated its market, Johnny still has one. His sales go to all sorts of people just as his purchases come from all sorts of unique hiding places. Most of his current activity is with Zeniths and cathedrals even though, and maybe because, they are getting harder to find.

A visit to one of the work benches: There we find a polished brass, recently plated, ring on a black 1933 Colonial Globe. This radio looks brand new because someone had previously thought to varnish over the delicate gold map design that typically fades away. The ads for this radio say that the ring was gold plated. The brass looks just as good to us. Johnny says the radio is difficult to repair

and so some of them he has found and sold without the radio part working. There is a Zenith chrome part for a front panel that shows the original rust damage through the plating; Johnny is not happy with the result. His repair library has familiar collectors books and volumes of Riders repair manuals as well as some of the original 1930's Zenith sales folders describing and illustrating their product line for the year. Some of his radios visit the repair bench more than once. He would like to fix all of them, and sometimes age keeps creeping up on the radios. A few prizes rarely get played and it is frustrating to have them fail just by sitting on the shelf.

Some of his collecting stories involved travel and encounters with the not-so-ordinary people, who are owners and holders of what we treasure. An unpleasant experience recalled: Johnny went to look at a Stromberg-Carlson with a friend at the radio owner's house and they were face to face with the people who were drunk and thought the radio was worth more than it was, and encountered a live hog, the family pet, before they could escape. From a recent story: Johnny bought a Zenith console from an irate seller that probably didn't know what he had in a quality radio. Even though the

radio chassis was removed from the cabinet Johnny knew he found a desirable set in excellent condition.

Johnny is pictured holding one of his current favorite sets, a Peter Pan radio. He has several radios with Peter Pan carved into the grillwork and is always on the lookout for others. He is also fond of his Zenith "The Walton's" model; just like the one seen on the television show. Without a doubt, his favorite radios are Zenith because of their sound performance, the beautiful veneer wood cabinets in mahogany and birds-eye maple, and his customers like the innovative features, like the motorized tuning and squelch that still function. I believe his favorite piece, he is still searching for, is the Zenith Stratosphere, their top of the line: a 25 tube superhet model in a LARGE cabinet with three speakers and 50 watts to drive them! As previously noted by Rick Ammon, Johnny does have the obligatory 1938 Zenith Chairside shutter-dial .."every collector should have one."

The Open Trunk

4 Sale/Trade:

- ◆ Table top 19" relay rack
14" high

Dick Hagrman

3429 W. Berry Ave.
Littleton CO 80123
(303)794-6674

Wanted:

- ◆ Looking for product manufacturing
contacts by electronics engineers.

Geoffrey Campbell

3711 Yeates Street
Denver, CO 80212
(303) 458-3848

2 Trade:

- ◆ Will swap my nice Zenith 3000
TransOceanic - Plays - for a nice
Zenith Tombstone. Will add equalizer
for Zenith Cathedral.

Kenneth Miller

10027 Calvin Street
Pittsburgh, PA 15235
412/ 242 • 4701

4 Sale:

- ◆ Reproduction lid tags with warranty
card for the Crosley 51, 51P 51D and
51SD... \$4.00 each. When requesting
one, please send the serial number of
the set.

Bob Jensen

420 Grand Avenue
Alliance, NE 69301
308/ 762-7391

4 Sale:

- ◆ 1933 RCA Model 280 Lowboy
Make offer

Sharon Schroeder

308/ 762-7391

**WANT ADS ARE FREE
TO ALL CURRENT MEMBERS**

Send your ads to Larry Weide in
Denver, or Steve Morton in North
Platte

Mts. W Plains Radio

Collector's Association

CRC/NARCA

5270 E. Nassau Cir.

Englewood CO 80110

FIRST CLASS

