


THE



An Official Journal Published For Radio/TV Collectors
Dedicated to the Preservation and Documentation of Wireless, Radio, Television, and Associated Equipment

← *Volume 5* **September** ☺ **October 1994** *Issue 5* →



At the recent annual CRC picnic two unidentified old collectors, above, burn a mint 1914 Crosley (the label in the lid said it was "1914") in defiance of a club rule which states there will be no hand-warming on a 90 degree summer afternoon! More sorted, gaudy details inside....

CRC ANNUAL AUCTION

Sunday September 11th ♣ Details Inside Cover

Third Annual C.R.C. AUCTION

Sunday, September 11th

Auction begins at 1:00pm

SouthWest Bank ♦ 1380 South Federal ♦ Denver
Registration of items For Sale begins at 11:30am

GUIDELINES

1. **BIDDERS:** Need NOT be members of the Colorado Radio Collectors. The general public is invited.
2. **SELLERS:** No registration fee.
3. No limit to the number of items registered.
4. Each item must be *clearly tagged* with the seller number, item number, and operating condition.
5. The C.R.C. will collect a ten percent (10%) commission from each sale. This commission will be rounded and subtracted from the total sales of each individual registered seller.
6. If a seller "buys back" an item, there will be a charge of five percent (5%) of the "buy back" bid with a one (1) dollar minimum.
7. "Opening Bid" is expected at five (5) dollars.
8. The Colorado Radio Collectors takes no responsibility as to condition implied, taxes, or any other liabilities.

More information or questions answered,
please call our C.R.C. Vice-President...

Jerry Tynan

(303) 642•0553

Official Journal of the
**Colorado Radio
Collectors**

Founded October 1988

Dedicated to the Preservation and Documentation of
Wireless, Radio, Television, and Associated Equipment

MEETING LOCATION

Unless otherwise noted in this Journal, beginning in January, meetings are held on the second Sunday of every other month (exception: third Sunday in May) at 1:00 PM at the *South West Bank Building*, Community Room, 1380 South Federal, Denver. A swap meet follows the meeting in the bank parking area.

C. R. C. OFFICERS

President:

Barney Wooters (303) 770 • 5314
Denver

Vice President:

Jerry Tynan (303) 642 • 0553
Golden

Treasurer:

Larry Weide (303) 758 • 8382
Englewood

Journal Editor / Secretary:

Rick Ammon (303) 224 • 5446
Ft. Collins

WANT ADS

AND

ARTICLES

Should be directed to the

M.P.R.C.A. Editor

1249 Solstice Lane

Fort Collins, CO 80525-1239

DEADLINE NOTES

It's the intention of this Editor to broadcast our journal bi-monthly just prior to the C.R.C. meetings. Articles about, and pictures of your treasures, are welcomed as are *Wanted-Sale* ads and any letters or comments about our hobby. All materials used are the copyrighted © property of the **Colorado Radio Collectors**.

Your Editor will put together articles about your best finds, restoration and electrical repair techniques, or your recollections and stories about radio. Just provide a handful of information in any form.....and we'll put it together!

Our club can only succeed when we share our experiences, talents, needs, and adventures; you're being asked to contribute in whatever way you can. **SHARE** with us today!! Thank you!

DEADLINES

February 5 • April 5 • June 5
August 5 • October 5 • December 5

**ALL DUES
\$12⁰⁰
ANNUALLY**

(Joining dues prorated to June 1st)

Larry Weide
5270 East Nassau
Englewood, Colorado 80110

Please do NOT make checks to CRC,
rather to "Larry Weide, CRC Treasurer"

THE JULY MEETING

Via Rick's Cryptic Notes

(About 30 members and prospective members attended)

OPEN DISCUSSION

The loss of about 25 members after the June 1st renewal date and the value of the newsletter created lengthy discussions. Considering the cost of the **FLASH!!** is at break-even or possibly below the \$12 dues, there was concern that the treasury might be depleted of funds. In that regard, some areas were defined by the members present:

- 1.) Family membership includes spouse and children.
- 2.) Two meetings are allowed prospective members, after-which they should consider joining.
- 3.) All non-members will not be allowed to participate in activities (*Does this mean the auction?* - Ed.) nor will they get a newsletter.

In order to stay solvent, these suggestions were made:

- 1.) Should the dues be raised again to \$15, \$18, or \$20?
- 2.) Members pickup the newsletter at meetings...remainder are mailed.
- 3.) A committee be formed to structure a large value raffle which would be on-going.
- 4.) Newsletter to be produced annually or quarterly.

Research into the CRC becoming a formal Not-For-Profit organization will be a topic at a future meeting.

Due to the work involved in putting the annual picnic together, next year there will be a committee formed. The burden has been placed on Larry Weide alone the last few years.

Volunteers were noted who will help with the upcoming annual auction.

Nominations for officers (other than President) at the September meeting.

Tom Pouliot, CRC member, suggested a "format" for Show & Tell. First, each member attending the meeting should bring an item to display. It would NOT be necessary to stand up in front of the group to talk about your item. Placing a sign on it would be a nice alternative. In other words...to play, pay (your dues) and display!

SHOW & TELL

Dan Busetti: Catalin from a friend
Bob Cofer: 1937 Philco radio in the style of a volume of books

Tom Pouliot: 1923 Crosley Ace 3B
Lee Bruton: Discussion about transistors and values showing rare Regency TR1, Sony TR63, Sylvania Thunderbird, & others.

!! FLASH !!

Lee Bruton continued the "rumor" about a BLUE MIRROR radio having been found in Denver for only \$40!!! No other details are available! (*Do you have it?? Ed.*)

October Radio Days

The 3rd Annual "Old Time Radio Days" will be held October 1 & 2 in Nebraska City, Nebraska at the Hayward School, 15th & Highway 2. The display will be open from 10 am to 5 pm. There will be an adjoining flea market in the parking lot. Collectors are encouraged to bring their nicest sets to display, as there will be competition for trophies and ribbons. Prizes will be awarded for Floor Models, Table Sets, and Nicest Display. Participation in display is free and a \$10 fee will cover your spot in the swap meet. Bring your own tables for the swap-display tables inside will be provided. This is the same weekend as the Tri State Hamfest & Swap, so you Hams will have an added incentive to participate. Lodging discount available at local hotels. For more information, call Randy King, daytimes, (402) 423-9621, or Steve Barker, evenings, (402) 873-3059.



GENERAL  ELECTRIC

Sentry Box Control

T

HE SENTRY BOX unit includes the tuning condenser and dial mechanism as well as the coils and switch compartments. Separate coils are used for each circuit and no tapped coils are used. A unique type of construction permits shortest possible leads — coils are mounted directly on their respective band change switches. Separate shielded compartments house the R.F., detector and oscillator circuits. The result is efficiency and stability in performance heretofore impossible of attainment.

Permanence of circuit alignment is assured by the use of the PERMALINER trimmer capacitor — a new air-dielectric trimmer, sealed against moisture and dirt.



A cut-away view of the underside of SENTRY BOX showing coil mountings and PERMALINERS. Note the clean wiring and short, rigid leads.

MODEL A-82. A production broadcast receiver, yet built like a commercial communications instrument. Eight Metal Tubes • Four Reception Bands • Sentry Box • Permaliners • Stabilized Dynamic Speaker • Sliding-rule Tuning Scale • Lo-note Compensation • CW Oscillator may be added.

\$94.50

(Eastern List Price)

GENERAL  ELECTRIC

Radio

The Scrounge Box

By Larry Weide, C.R.C. Treasurer

Hi... all you CRCers! Well, here I am, back again after a one issue hiatus. I hope I'm not too authoristically(!) rusty now to write about the smashing success of the latest CRC project...the Belmar Historical Village radio show. Many of you know the show was titled...

"The Magic Box"

(Do you remember Grandpa's radio?)

For those who are not familiar with the Denver area, the Belmar Historical Village is a living history museum located in the adjoining city of Lakewood. The park is primarily interested in the artifacts of the late 19th and early 20th centuries, as it relates to the Denver area and surrounds. They have a very nice farm setting, and examples of early homes shown setup as they were when occupied. In addition, they have two display areas. First is their regular museum where they present long running shows. Second is the BHV Visitor Center, which is in fact an old house that has been artfully turned into small display area, gift shop, and meeting place for groups that tour the grounds.

The idea for a radio show developed out of a steering committee formed to discuss ways in which the CRC could further the interest and knowledge of antique radio. Thanks to work done by Wayne Gilbert, a CRC member and a director of Denver's Four Mile Park, also a living history park, we had our first introductory meeting with Belmar in October of 1993. The net result of this and subsequent meetings with the Belmar folks was plans for the July '94 show and a tentative show planned for September of '95.

The final plans for the '94 show were developed during the first quarter of '94 and consisted of the following features:

- * It would last one month
- * It would have to be contained in one room of the visitor center with room for about a dozen radios
- * It would be a show of radios from the 20's to the 50's



* It would be a show of fairly common radios including those that might likely have been owned or be recognized by visitors.

To enhance the educational aspect of the project, a brochure was developed to highlight some of the more important radio developers, describe some of the companies and business situations, and finally provide a description of each of the radios on display. The BHV generously donated enough copies to us so that it could be included in this month's Flash.

We were very fortunate in that KEZW, the nostalgia radio station in the Denver area, gave our show a lot of public service announcement time. Belmar received a tremendous number of calls from people who had heard about our show on KEZW. The folks at Belmar tell us that our exhibit effectively doubled their expected attendance during the month of July. Since the park measures their success base on attendance our show was very successful indeed!

Perhaps the most important part of this article is the opportunity to thank a lot of folks that made the show possible:

Wayne Gilbert - For introducing us to Belmar and for all of his expert guidance in working with them.



Rick Crandall - KEZW program director and friend of the CRC who gave us all that extremely valuable air time. (See page 10 for Larry's special thanks - Ed.)

Win Ferrell - Belmar Historical Village Curator who worked so closely with us to see the radios were shown at their best, were well protected, and yet allowed us to keep the artistic control.

Hey, what can I say about the following guys. Without (Continued on page 17 ►)

Have you noticed in Judge Stone's office...in some of the episodes of *Night Court*...in the bookshelf to the right behind Harry's desk is a maroon and yellow Fada catalin "bullet"!

VIBRATOR HEALTH

By Dave Gonshor

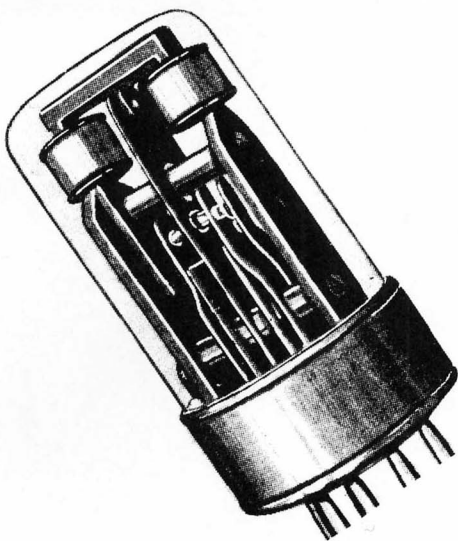
(with advice provided by Jim Farago of Minnesota)

Vibrators were used in car radio and farm set power supplies to convert low voltage, direct-current into the high voltage needed for tube plates. There are many different types and the right one is sometimes difficult to find. The following information describes how to keep a vibrator healthy and how to bring one back from the dead.


It is most important that quality capacitors are used in vibrator sets. They help contain the interference generated by the "chopping" of D.C. and keep arcing across the vibrator contacts to minimum, greatly extending life. Filter capacitors, the buffer capacitor (connected across the high voltage transformer secondary), and all wax-paper capacitors should be replaced with high quality capacitors or else shortened vibrator life, interference, and distorted sound on warm up will be experienced. Remember, buffer capacitors in vibrator sets are rated at 1,000 to 2,000 volts. Leaky capacitors can be detected by connecting a D.C. ammeter in series with the battery supply. A climbing current indicates leaky capacitors. Remember not to reverse the polarity of the battery or capacitor damage may result. It is also a good idea to check or replace damping resistors. A vibrator set should be operated an hour or so every month as the slightest corrosion of the vibrator contacts will keep the vibrator from starting.

If you have a vibrator that is "stuck", try the following rejuvenation process. Remove the vibrator from the set. Use an ohmmeter to find the vibrator coil pins. Connect a 100 watt light bulb in series with the coil contacts and 120 VAC. This will burn off contact corrosion. A light tap from the handle of a screwdriver on the vibrator body may help get it started. When the vibrator starts, you will hear a "beat frequency" equal to the difference between the 60 cycle power and the frequency of the vibrator. For example, if the vibrator vibrates at 115 cycles, the beat frequency will be 115 minus 60 cycles or 55 cycles.. This beat frequency is audible in the hum from the vibrator. After the vibrator starts, let it run in the connection for one to two minutes. Remember to use an isolation transformer, if you have one. Then return the vibrator to the set, and let it run for at least five to ten minutes to clear the corrosion from the secondary contacts. This should keep your set humming right along!

If all else fails, remove the vibrator guts from the can and file the points much like we did on ignition points on an old car ignition system. Another alternative is to purchase a solid state vibrator. However, they may not be available in the configuration you need. Good luck!



Actual *Verified* Performance



New Standards Again Set by the Lincoln De Luxe 31

SELECTED by men of international fame who want the best.

APPROVED by prominent Engineering Colleges.


VERIFIED by unbiased published laboratory reports.

Lincoln Engineering has never produced any sensational discoveries, but has conservatively offered to the discriminating buyer radio performance which has been made possible by years of research work.

AND NOW comes the new De Luxe "31" with all of the proved superior qualities of the De Luxe "10" with added features: High grade cadmium plated steel chassis; Six screen grid tubes with high gain perfectly controlled; Completely shielded antenna and oscillator coils; Phonograph attachment utilizing the finest audio system known; Local and long distance switch; Absolutely no A.C. hum. Price: Chassis and power unit (no tubes) \$190.00.

Think of 312 verified stations logged on the De Luxe in Brooklyn, N. Y. This exceptional performance has been published repeatedly in New York papers by enthusiastic owner.

DISTRIBUTION: Made only thru qualified distributors. Many of our distributors are making from \$200.00 to \$400.00 a week. When you sell the De Luxe "31" you not only are selling verified performance, but you are getting the co-operation of everyone in our nine-year-old Corporation, who, together with hundreds of our good friends and authorized distributors, have put Lincoln equipment into many of America's most prominent and wealthy homes. If you are qualified to handle and service this equipment, write for full information and special demonstrator discounts.



Lincoln
De Luxe B-31

LINCOLN RADIO CORPORATION
Dept. N 329 S. Wood Street Chicago

COMPUTER PLAYS NEW ROLE IN OLD RADIO COLLECTING

A Short Series By Rick Ammon

Computers have been in the home for over ten years improving our everyday lives. One of the true assets is the ever-developing area of telecommunications. As it became easier and cheaper to connect our computer to another miles away through a modem, it opened the now much-discussed "Super Highway".

In recent years a multitude of computer Bulletin Boards (abbreviated BBS) have opened, catering to nearly every interest including the general hobby of radio. Some of the boards have been interconnected nationally to provide an opportunity for users to interact with more message bases. "FIDOnet" is one of the most popular of these interconnected networks. With a little effort, you should be able to find one of these networks in your local area. With that in mind, there are "QWK reader" programs in all platforms that allow a quick download of all new messages so the user can read them with leisure "off-line" keeping costs down. Although there have been "radio collector's only" BBSs, none to my knowledge have survived.

This mini-series will give you a few numbers to call to connect to BBSs that are oriented toward radio collecting and will provide a cross-sampling of the information you can find when you connect. Most of the BBSs are "user friendly" (I hate that term, but it most adequately describes). If you've never used a modem with your computer and would like some help, I'd be glad to assist.

Radio Hobby OnLine in Chicago (708-238-1901), a FIDOnet link, is run by Darren Leno, WDØEWJ, and is dedicated to all facets of radio from scanner listening to radio law to old collecting as these examples show...

RADIO...
HOBBY
ONLINE -----

*An open, user-supported BBS resource for
Radio Hobbyists....*

From: Mark Shaum

To: All

Msg #470, Jun-08-94 19:35:00

Subject: Vintage Beginner's Gear..

I bit the bullet and bought my first pre-WWII receiver. An Atwater Kent model 40. Physically complete, clean insides, but it will be several checking hours later before I even decide to risk powering it up! For \$25, it was considered a bargain by the true antique collectors (*sic*) I talked to. Even had a repair ticket/receipt inside from 1937.. the original owner decided not to pay the \$1.75 charge to have a plate load resistor replaced, and the set sat in the shop, never picked up, until this year when the shop owner passed away. Now I need to find a source of tech info on things of this era, although it's simple enough that I can probably draw up my own schematic with the eyeball-and-ohmmeter method. I can't wait to start firing it up in the mornings to get my commuter traffic report from WBBM (which happens to be the strongest AM signal in the area)

Mark, NE9G

* Origin: *The Emporium Radio BBS*
(708) 551-9275

=====

From: Bill Cohn Rec'd

To: Dave Gorak

Msg #308, Nov-26-93 17:50:00

Subject: Intermittent problem ▶

> I'm working on a 1934 RCA
> tabletop, Model 118. Periodically,
> the volume will decrease following a
> slight clicking sound and return to
> normal following another click.
> Sometimes the volume will increase
> after touching the volume control. I
> have checked tubes, components and
> looked for bad connections. Could it
> be the volume control,
> which shows a normal ohms
> readings. Any suggestions? Thanks,
> Dave Gorak

*(Editor's note: The ">" symbol represents
a previously received message to which
there is a reply.....below...)*

This is sometimes caused by an
intermittent capacitor (condenser). The
old wax tubulars can get leaky. It may
also be a bad tube. I would check with a
voltmeter on the screen grid of the IF
amplifier and see if the voltage changes
with the shift in volume. The bypass may
be bad. Let us know what you find.

73 de N9MHT Bill
Join the Antique Radio Club of Illinois
=====

From: Len Anderson
To: All
Msg #148, Jul-26-93 12:42:00
Subject: Hallicrafters receivers

The latest issue of ELECTRONICS NOW
(was Popular Electronics after starting as
Radio Craft) [July 1993 - Ed] has a booklet
on the restoration of the 1937/1939
Hallicrafters S-19R 'Sky Buddy' receiver.
23 pages, with photos of before/after
restoration, written by Marc Ellis.
=====

From: Bill Cohn
To: All
Msg #492, Jul-29-94 10:25:06
Subject: Radiofest

Antique Radio Club of Illinois
Presents
RADIOFEST '94
August 3rd thru August 6th
Holiday Inn
Rt. 31 and I-90 Tollway Elgin IL.

Should be very good this year.

-- WM v3.10/92-0644

* Origin: *The Precision Board* (708)-
391-8773 (1:115/410.0)
(1:115/410)

=====

From: Jim Paul
To: All
Msg #17, Apr-11-93 04:23:54
Subject: ANTIQUE RADIOS

NEED INFO AND TUBES (01A'S - 5
needed) on RAMWAY 3 DIAL TRF
RECEIVER FROM AROUND THE
LATE 20's, EARLY 30's. ANY HELP
WOULD BE APPRECIATED. I
BELIEVE THE MODEL NUMBER IS
R-17. THANKS ALL.

-- WM v2.09/92-0644

* Origin: *The Precision Board* (708)-
391-8773 (1:115/410)

=====

From: J.J. Hitt
To: Paul Thompson
Msg #187, Aug-22-93 16:03:54
Subject: Re: Zenith Trans-Oceanic

> I have two ZENITH Trans-Oceanic
> shortwave receivers. One is a black
> case unit, and the other one brown.
> Both are in excellent working
> condition even though the cases have
> seen better days. Does anyone know
> approximately when Zenith made
> these units. Is there an address which
> I can write to and get this
> information?

It's probably past time for someone to
do a history of the Zenith Trans-
Oceanic. Sadly (*sic*) I am not the
person to do it, but judging (*sic*) from
the ads in my collection of old National
Geographics, Zenith was selling a radio
they called the Trans Oceanic from the
30's until the late 60's or early 70's. I
can say this much: the 30's T-O(s)
didn't look anything like the 40's T-
O(s) which in turn didn't look like the
50's T-O or the 60' T-O(s).....

(Obviously, there's room for a
moderator who [Continued on page 19 ►]

The Colorado Radio Collectors
want to give special thanks to

Radio Station



AM 1430


For all of the public service
announcement time that
they so generously gave us.

KEZW was clearly a major
contributor to our show's
great success.


Also, congratulations to
KEZW on being nominated
radio station of the year!

YE OLE JUNKBOX


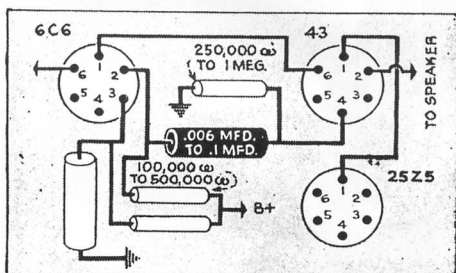
Servicing Your Radio




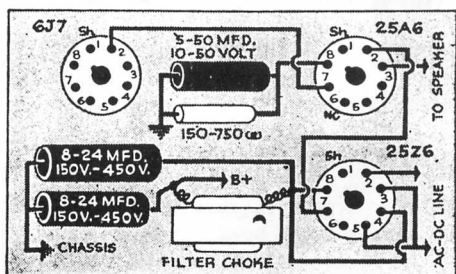
FIXED CONDENSERS. Nine types commonly used, left to right: .5-mfd. paper condenser; 8-mfd. midget electrolytic condenser; two (.05 and .02-mfd.) small paper condensers; three mica condensers (.002, .00075 and .0001-mfd.); a 50-volt, 25-mfd. electrolytic condenser; and a 1-mfd. paper condenser in a steel shell



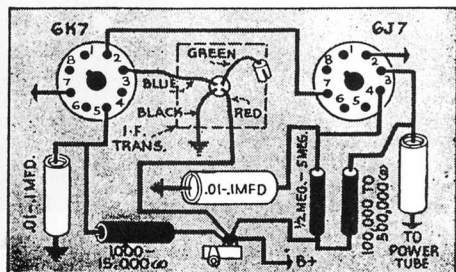
IF RECEPTION STOPS suddenly and resumes when the cabinet is knocked, the cause may be a loose connection or a bum tube. Or it may be a bad audio coupling condenser. This looks like the .05 or .02 paper tubular shown above. Diagram shows location. Before replacing, connect an .05 across it for a test



HUMMING is usually due to a faulty electrolytic condenser like the 50-volt, 25-mfd. shown above, across the power-tube bias resistor, or one like the 8-mfd., in the filter circuit. Connect an 8-mfd., 450-volt condenser across each electrolytic condenser in the set until the faulty one is found, and replace it



FADE-OUT experienced on many old sets is due to a fixed carbon resistor that has become crystallized. It usually can be recognized by a coating on its surface. If not, try connecting a 50,000-ohm, 2-watt resistor across each carbon resistor in the B+ circuit. If playing resumes, replace with one of correct value



THE COLLECTORS

From the Camera and Pen of Tom Pouliot

Dave Gonshor....

Dave, his wife, and two college-aged children live in Littleton where he works as an electronic engineer at Martin. They have many radios and several phonograph beautifully displayed in their home. Dave, an avid old radio collector for the last year and a half, has lived in Colorado for 15 years. His original hobby of collecting early phonographs led him to antique radios and to join the C.R.C. a year ago. He is also an enthusiastic baseball fan.

Dave's first purchase was an Airline console he found in Victor, Colorado, and has been hooked ever since, describing it as an obsession. *(I think we can all relate to that! - Tom)* Dave has since passed his first radio on to someone else, which supports his philosophy of not hoarding each and every radio he finds. He sells his duplicates and keeps upgrading.

What is amazing is of the forty or so radios in his collection, he has detailed or restored all of them in this short time! He is dedicated to preserving these old radios!

One unique find, according to Dave,

was a good AK55 he found while jogging. It was set out with the trash and the people were glad to get rid of it! He also found a Radiola III at an antique store that was labeled as an old meter for \$15.00.

I asked Dave what he is really hoping to find at the flea markets and garage sales. His answer...a Zenith



Stratosphere or an Atwater Kent breadboard. With his perseverance, I wouldn't be surprised if he finds one! *(or two with his luck! - Editor)*

Dave's favorite radio is a Crosley ▶

Playboy cathedral because it's the best sounding radio in his collection and really an impressive radio. Dave has restored it beautifully...new veneer on the front and a repaired, reinforced top arch.

The aspect of this hobby he likes most is the restoration of the electronics and the cabinets. He enjoys the satisfaction of working with his hands and taking a weathered piece of junk and making something beautiful out of it.

Peggy, Dave's wife, likes the nice furniture pieces and can appreciate the finished product. But, like most of our wives, she wishes he didn't spend so much time with his radios and phonographs.

What advice might Dave have for new collectors? He says, "Don't get discouraged, which could easily happen after seeing the collections of older collectors and not being able to find much



yourself. Keep looking! There're still lots of them out there", he adds. "Jump in and try fixing up different sets and follow your instincts as to what you like and what it's worth to you."

So far, his focus is centered mainly on the early radios and he likes any interesting pre-WWII set. Dave just came back from Elgin where he found it to be a real learning experience as to what's out there and the value of different items.

The impressive thing about Dave's collection is not its size, but the variety and quality of what he has...from crystal sets to cathedrals. I enjoyed it as much as any I have ever seen and learned a lot in the short time I visited with Dave and his family. I know he's a real asset to our club! ❀

(NOTE: A very special thanks to Tom Pouliot who has taken over this column with stories of our members and pictures of their collections. Your efforts are really appreciated! Editor)

ELGIN RADIOFEST

From the Camera and Pen of Larry Weide

As Rick Ammon would say, "Row and rows of radios!". That pretty well describes the scene this year at the country's largest annual radio and associated equipment swapmeet and auction. As usual, the Radiofest was held during the first week of August in the parking lots and surrounding grassy field of the Elgin, Illinois, Holiday Inn. If you had pre-registered, you were guaranteed a room and a reserved parking space, which in fact were sold out.

A lot of folks that I talked to generally agreed on two things:

* Prices are going up - FAST!

* The quality of the mid-priced items offered was not as good as previous years

Is it because the "better" stuff is now gone and not for sale? Maybe the prices are generally getting high enough so the "better" stuff is being kept more and more for investment purposes.



Would you have liked a catalin, a chrome front, a good shutter dial, or a breadboard? Well, they were there...for hefty prices. Maybe you'd have like something to make into a bird feeder? Plenty of that kind of stuff was available too. Oh, sure, there were still a bargain or two you could find, but it seemed the main stay of this show, the GOOD middle priced items, were scarce.

In any case, the CRC was well represented at Elgin this year. I saw (in no particular order):

Dick and Ann Hagrman ★ Dick's Brother Ray ★ Jerry Tynan ★ David Tripe
Johnny Johnson ★ Lee and Carolyn Bruton ★ Steve Axleson ★ Dave Gonshor
Jim Berg ★ My wife Dorothy and I (*They're shown at Elgin on page 16 - Ed.*)

Like last year, most of us got together for a "Colorado" dinner during one of the evenings (*Picture above - Ed.*). If only some of these guys could make deals like they can eat!

ELGIN - PART TWO

By George Kaczowka

(As illustrated on other pages in this issue, here's an example of the information available through your computer. This one was taken from an international BBS known as InterNET. George gave us permission to reproduce his interesting message which was posted on August 9th. Ed.)

I went to the Holiday Inn in Elgin about noon on Tuesday August 2 to see if I could register for the meet and kind of poke around a bit. The registration was open, and about a dozen or so people were in already. Over the next hour or so, at least 25 more vendors arrived, vans packed with goodies. All vendor spots were assigned by number, and they had sold out of the parking lot spaces and were selling spaces in the grassy field next door.

At shortly after 2pm, they let people start to set up, despite the comments in their advertising that no setups were to be until dawn on Wednesday. They have done this for each of the 3 years I have attended so far. Unfortunately, I had made plans for that evening, so I had to leave within an hour of the unofficial start of the meet. By that time, there were about 20 vendors starting to display goods.

I returned the next morning about 5am (I was staying an hour away, but we radio nuts are a fanatic bunch!), and already the market was quite active. All of the areas were blocked off from parking and attendees had to fend for themselves on the access road and in a school parking lot a few blocks away. By this time, there were at least 60 vendors set up.

The club announced by mid-morning that the attendance (registration) was a record, but no figures were given. I would estimate that there were 150-250 dealers from all over the country, and at least double that number of buyers.

In past meets, this meet had been known for the large number of

mirrored sets and catalin radios offered. This meet, however, I saw very little of that. I saw one spartan mirrored "sled" set (557? 3 knobber in green) with repro mirror and knobs for about \$1500, and a blue sled in fair condition for about the same. I saw about a half dozen dealers in Catalin radios. Of these, the largest display was about 8 sets. This is a dramatic departure from two years ago when there were at least 15 mirrored sets, and over 100 catalins for sale. It also seemed that the general quality of the catalins available was of a lower grade. I do not remember seeing any blue catalins at all, but I could have missed something.

Interesting/unusual items I noticed:

- ** A rare RCA Radiola VII for \$7000+ (This was the set that went for \$5900 at an auction at the Lansing meet.) I think that went home with them.
- ** I saw an old original RCA studio television camera on the dolly from a TV station. Looked like EARLY color, did not see the price, but that went to the auction on Friday.

There were several tables of transistor sets, and several tables with tube radios that also included transistor sets. These had usually been distinct areas of collecting, but more and more I am finding these mixed in the same tables. Some transistors were priced so high that these displays went home with them. However, some high priced sets did move. An alligator Mitchell transistor radio (Regency TR1 clone) went for about \$750. Several TR1's changed hands in the \$300-\$400 range, as well as some early Toshiba sets.

There were a lot of novelty and crystal sets. One interesting one was called the "Jukebot" and was evidently a prototype or store display. It looked like a miniature (3 foot high) robot holding a record changer. This changed hands twice before the meet was over ▶

and was the object of a lot of interest. The local paper also took a picture of this, but I don't know if it was published.

I saw several consoles going for reasonable prices. Several Zeniths (7 tube) with fair-good cabinets for about \$100, Crosley sets in fair condition for about \$50. Some more desirable Zeniths (Shutter dial) for \$300-\$700 depending

set to begin at 3pm. Many of the items offered were available in the swap meet.

I did not stay for the auction, or the final day (Saturday), so can not report on that. If there is anyone else who went to the meet and can add to this report, please do!

One set that I obtained was a tube set from communist Poland that we figure



on condition. A few Atwater Kent breadboards going for \$750-\$900 (one "expert" told me that the one for \$750 was in better condition with more original parts than the \$900 one!). Many parts and junker sets also appeared.

The club had a hospitality suite by the market with cold soda for free, and the hotel had buffet meals in the \$5 range. Many an old acquaintance was renewed and war stories swapped here.

Wednesday was just the swap meet. Thursday had the swap meet (more of the same), and several presentations. Atwater Kent was the main theme (presentation and display), and there was a presentation on Hallicrafters sets by Chuck Dachis. There was a contest and an awards banquet that evening.

On Friday, things began to wind down by noon, with the main auction

was made in 1965. It was very deco, a wooden paned set of powder blue with grey plastic grill and trim. It was a Turrandot, and made in Warsaw. It was about 2 feet wide, and about 10" high and deep. It was a 220 v only set, and needs some work. It seemed to be a clone of the more popular german (Grundig, Nordmande, etc) sets of the time. Not many sets from the communist block have made it out yet, but I would expect more of these to start showing up.

That's it for now. If anyone else here went to the show, please feel free to add or correct this report, as my memory is not as good as it used to be!

Next stop: Rochester, NY for the Antique Wireless Assoc convention on September 21-24..

-- George -- ✱



Hot Fun In The Summertime!

CRCers dig-in at the annual picnic this year at the Belmar Historical Village

Scrounge Box

(Continued from page 5)

them we wouldn't have had a show at all. These are the people that generously donated their radios for the entire month of July:

- Dave Boyle** - '29 Atwater Kent 55, '33 Atwater Kent 246, '57 Zenith H500 "Trans-Oceanic"
- Riggs Smith** - '24 Crosley "Pup", '25 Radiola 28, '34 Atwater Kent 447, '50 Crosley 10-140
- Jerry Tynan** - '45 FADA 1000 "Bullet"
- Dick Hagrman** - '31 Philco 70, '33 Majestic 460
- Barney Wooters** - '22 Pandora Crystal Set, '22 Westinghouse RA/DA, '24 Radiola III-A, '37 Zenith 9S-323 "Walton"

Hey wait, that's not all! We also had the CRC annual picnic on the Village grounds on Saturday July 23. (See front cover and above for pictures of the event - Ed.). I'm sorry more of the members couldn't make it to this event because it turned out to be a very pleasant afternoon that was enjoyed by all who came. Russ and Eloise Connell not only brought a karaoke machine, but they also brought some friends who knew how to use it! So, with a little entertainment, lots of good food and friends, very enjoyable grounds and displays, we all had a great time. ❀

The Open Trunk

Wanted:

- RCA type 45 record player from the 50s in working condition...self-contained with speaker. This type has no lid.



Ray Windrix
719/ 597 • 5098

Needed:

- Where can I get small switch contacts **GOLD ELECTRO-PLATED?** I need four pieces finished.

Don Lewis
1840 del Rosa Court
Boulder, CO 80304
303/ 444 • 0712

Wanted:

- Looking for **AK** and **Radiola** radios. Also free-standing speakers.

Bob Cofer
303/ 360 • 8503
303/ 344 • 9529

Needed:

- Handle for a 50s **Zenith** Trans-Oceanic. The distance between mounting holes is approximately 3½ inches apart.

(Continued below)

Wanted:

- Literature, catalogues, books, brochures, postcards, sheet music about radio anything printed before 1928...

Rick Ammon
1249 Solstice Lane
Fort Collins, CO 80525-1239
303/ 224 • 5446

Wanted:

- **Knight-Kit** "Ocean Hopper" with coils
- **Hallicrafters** model SX-25

Robert Baumann
303/ 988 • 2089


As a member...
ads are **FREE!!**

Wanted:

- Undamaged cone for an **Atwater Kent** model "E" speaker

Pete Rawson
2509 Bedford Court
Fort Collins, CO 80526
303/ 223 • 2520

JUST PERFECTED



Wireless Receiving
and
Sending Stations

\$10.10

Sends 12 to 20 miles. Receive hundreds of miles. Your money refunded if it fails to do this. Unassembled parts of this **\$9.05** station.

Send stamp for our large catalog "E" of remarkable values

THE HANDEL ELECTRIC CO.
66 Vesey St., N. Y.

Electrician & Mechanic ♦ December 1912

ON THE AIR

Barney Wooters, C.R.C. President

From all reports the CRC display of vintage radios at Lakewoods' Historical Belmar Village during July, 1994, was a great success and a precursor of things to come. My thanks to all those members who provided radios for the display. We also got good advertising of the show courtesy of KEZW through their public service announcements (PSA).

In the near future, CRC will begin planning with Belmar personnel regarding the BIG radio show/display to take place starting in September, 1995 and lasting up to a year. More about that after plans are under way.

Don't forget the famous CRC annual auction to take place at our regular meeting location and date. A flyer will provide other information on the auction. We will hope to see lots of stuff from Arvin and Admiral to Westinghouse and Zenith.

In the meantime PLEASE be sure your dues are paid so CRC can remain solvent.

Happy Collecting, Barney Wooters

NEW MEMBERS

Dave Tomlin

Littleton, CO

Rick Van De Riet

Denver

William Rawson

Fort Collins, CO

Robert Swigert

Colorado Springs, CO

Richard Cline

Englewood, CO

Roland Saader

Denver

FLASH!! FEATURES

Third Annual Auction Info.....	2
Belmar Display & Annual Picnic Successes!...	4
Vibrator Health.....	6
Computer Plays New Role.....	8
Special Thanks.....	10
Elgin RadioFest.....	14
Elgin Part Two.....	15

REGULAR FEATURES

The Scrounge Box.....	4
Ye Ol' Junk Box.....	11
(Meet) The Collector.....	12
Wanted/4Sale/Service Ads.....	18
Club News / Minutes of Last Meeting.....	11
New Members.....	111

REGULAR NOTICES

Deadline Dates.....	1
Dues Notice / Dues Information	1
Meeting Location.....	1

Thank You!!

Contributors...

Dave Gonshor Jim Farago
Tom Pouliot Larry Weide
Jim Mise for the 1943
Popular Science service info
shown on page nine and
our "Want Ads" contributors

We sincerely thank C.R.C.
member *Lonnie Smith* and
his Denver company

PRESSWORKS

for providing us with a
professionally printed
newsletter, the **FLASH!!**

COLLECTOR BOOKS

Lucky us! Members get specially reduced prices from L& W Books of Indiana, most up to 40% off the suggested retail plus \$1.00@ for shipping to us, but the club must order six (6) titles or more at a time. At this meeting, get those books ordered!

Here are some of the other categories of books available that might interest you and/or your other half including, in part: Glassware, Pottery & Porcelain, Oriental & Occupied Japan, Cowboy & Sports Collectibles, Silver, Jewelry, Furniture, Advertising, Toys, Dolls, Art, Tools, and etc. The listing will be available at the meetings and books from these and other categories may be ordered, too.

Descriptions are taken from the catalogue. The first price is the suggested retail and the second is what you pay. All have paperback covers unless otherwise noted.

ANTIQUA RADIOS, COLLECTOR'S GUIDE - 2nd EDITION

Bunis, 1992 values, 1920 - 1960, color, 215 pages..... \$ 17.95 \$ 10.77

ANTIQUA RADIOS RESTORATION GUIDE - 2nd EDITION

Johnson, 144 pages, No prices, Repairing and Refinishing.....\$ 14.95 \$ 8.97

CLASSIC TV'S, TELEVISIONS PRE-WAR THRU 1950's

1992 values, 86 pages, color.....\$ 16.95 \$ 10.17

NOVELTY RADIOS, COLLECTING TRANSISTOR

Robert Breed (with a lot of help and pictures from the collection of our own CRC members Carolyn and Lee Bruton!), Over 500 radios, 1990 values, Full color, 217 pages.....\$ 24.95 \$ 14.97

OLD RADIOS, POINTERS, PICTURES, AND PRICES

Johnson, 1989 prices, 225 pages.....\$ 16.96 \$ 10.17

PHILCO RADIOS, 1928 - 1942

Ramirez, Rarity Scale, 185 pages, All Color, No pricing\$ 29.95 \$ 17.97

NEW!! RADIO & TELEVISION PRICE GUIDE - 2nd EDITION

Harry Poster, 1994 values, 195 pages, Years 1920 - 1990.....\$ 17.95 \$ 10.77

RADIO, EVOLUTION OF THE - VOLUME ONE

227 pages, 118 in color, More than 800 radios pictured and priced for 1992, pictures from the collections of CRC members Jim Berg and Warren and Johnny Johnson.....\$ 22.95 \$ 13.77

RADIO, EVOLUTION OF THE - VOLUME TWO

All different from Volume One, 226 pages, Color, Radios of the 1920s - 1960s, With 93-94 values, pix from collection of member Jim Berg...\$ 24.95 \$ 14.97

TRANSISTOR RADIOS, COLLECTOR'S GUIDE

Bunis, 256 pages, 1994 prices, Full Color \$ 15.95 \$ 9.57

Computer Plays (Continued)
will help the few who "mail" mis-
information to the public or will act as
a go-between for those who need more
info as is the case with the last message
on page nine.)

From: Don Merz
To: All
Msg #223, Sep-14-93 00:00:38
Subject: Ham-Radio Literature For Sale

- 1942 Gernsback Everybody's Radio
Manual: \$14 (same as 1934 issue)
- 1935 Gernsback How To Make The
Most Popular Receivers: \$11
- 1937 Shortwave Craft Shortwave
Beginners Book: \$11
- 1935 Hammarlund Shortwave
Manual: \$28
- 1935 Shortwave Manual (by Don
Wallace): \$28

- 1938 Ghirardi Modern Radio Servicing:
\$31 (1st edition)
- 1937 Mallory Radio Servicing
Encyclopedia: \$28 (1st edition)
- 1922 Radio Specialty Company
"RASCO" Catalog #8: \$12

Reply or call me at 412-234-8819 (days)
or 412-344-0956 (7PM-10PM EST).

Several additional FIDOnet phone
numbers are shown in the examples.
The *Emporium Radio BBS* (708/551-
9275) and the *Precision Board* (708/391-
8773) can be called for the same
messages you'd get on the *Radio Hobby
OnLine BBS* if that line is busy.

Next issue I'll show you the
INTERnet connection. This network
primarily links universities where
messages about old radio stuff can come
from all over the world and can have
some surprises as you'll see. ✻

NEBRASKA RADIO COLLECTORS ANNUAL AUCTION

Harmon Park Activities Center
31st Avenue at 5th Street

Kearney, Nebraska

September 24th

Meeting at 1:00 ♦ Auction Follows

Open to the Public

(Non-member Fee \$5.00)

More information from Bob Jensen Alliance, NE 309/ 752-7391

**Colorado
Radio
Collectors**

5270 East Nassau Circle
Englewood, CO 80110

POSTMASTER: FIRST CLASS MAIL RUSH!!